

# SUZUKI

## PARTS CATALOGUE

# GSX150FL6-2



AUGUST-2015

**1**ST EDITION



INFORMATION  
ILLUSTRATION INDEX

**1**

ENGINE  
TRANSMISSION

**2**

ELECTRICAL

**3**

BODY

**4**

PARTS NUMBER INDEX

**5**



FIG. NO.	TITLE	ADDRESS NO.
102A	CYLINDER HEAD COVER	1-B-2
103A	CYLINDER HEAD	1-B-3
107A	CYLINDER	1-B-4
108A	CRANKCASE	1-B-5
112A	CRANKCASE COVER	1-B-6
120A	CRANKSHAFT	1-B-7
120A	CRANKSHAFT	1-B-8
122A	STARTER CLUTCH	1-B-9
124A	CRANK BALANCER	1-B-10
126A	CAMSHAFT/VALVE	1-B-11
127A	CAM CHAIN	1-B-12
130A	CARBURETOR	1-B-13
130A	CARBURETOR	1-B-14
155A	AIR CLEANER	1-B-15
163A	MUFFLER	1-C-2
170A	OIL PUMP	1-C-3
189A	2ND AIR	1-C-4
201A	CLUTCH	1-C-5
206A	TRANSMISSION	1-C-6
206A	TRANSMISSION	1-C-7
212A	GEAR SHIFTING	1-C-8
212A	GEAR SHIFTING	1-C-9
240A	KICK STARTER	1-C-10
301A	STARTING MOTOR	1-C-11
303A	MAGNETO	1-C-12
310A	BATTERY	1-C-13
312A	ELECTRICAL	1-C-14
330A	SPEEDOMETER	1-C-15
333A	HEADLAMP	1-D-2

FIG. NO.	TITLE	ADDRESS NO.
334A	URNSIGNAL LAMP	1-D-3
339A	REAR COMBINATION LAMP	1-D-4
350A	WIRING HARNESS	1-D-5
352A	LOCK SET	1-D-6
355A	HANDLE SWITCH	1-D-7
401A	FRAME	1-D-8
407A	STAND	1-D-9
410A	PILLION RIDER HANDLE (GSX150FDEAL6 P74)	1-D-10
410B	PILLION RIDER HANDLE (GSX150FDZAL6 P74)	1-D-11
415A	FOOTREST	1-D-12
420A	FUEL TANK	1-D-13
421A	FUEL COCK	1-D-14
423A	FUEL TANK COVER (GSX150FDEAL6 P74)	1-D-15
423A	FUEL TANK COVER (GSX150FDEAL6 P74)	1-E-2
423B	FUEL TANK COVER (GSX150FDZAL6 P74)	1-E-3
445A	FRAME COVER (GSX150FDEAL6 P74)	1-E-4
445B	FRAME COVER (GSX150FDZAL6 P74)	1-E-5
446A	FRAME LOWER COVER	1-E-6
460A	FRONT FENDER (GSX150FDEAL6 P74)	1-E-7
460B	FRONT FENDER (GSX150FDZAL6 P74)	1-E-8
462A	HANDLEBAR	1-E-9
467A	HANDLE LEVER	1-E-10
474A	REAR FENDER	1-E-11
481A	COWLING BODY (GSX150FDEAL6 P74)	1-E-12
481B	COWLING BODY (GSX150FDZAL6 P74)	1-E-13
482A	COWLING INSTALLATION PARTS	1-E-14
485A	SIDE COWLING (GSX150FDEAL6 P74)	1-E-15
485B	SIDE COWLING (GSX150FDZAL6 P74)	1-F-2
486A	SIDE COWL INSTALLATION PARTS	1-F-3

FIG. NO.	TITLE	ADDRESS NO.
496A	LABEL	1-F-4
505A	SEAT	1-F-5
521A	FRONT FORK DAMPER	1-F-6
521A	FRONT FORK DAMPER	1-F-7
524A	STEERING STEM	1-F-8
530A	FRONT WHEEL (GSX150FDEAL6 P74)	1-F-9
530B	FRONT WHEEL (GSX150FDZAL6 P74)	1-F-10
535A	FRONT CALIPER	1-F-11
536A	FRONT BRAKE HOSE	1-F-12
537A	FRONT MASTER CYLINDER	1-F-13
541A	REAR SWINGINGARM	1-F-14
542A	CHAIN CASE	1-F-15
550A	REAR WHEEL (GSX150FDEAL6 P74)	1-G-2
550A	REAR WHEEL (GSX150FDEAL6 P74)	1-G-3
550B	REAR WHEEL (GSX150FDZAL6 P74)	1-G-4
550B	REAR WHEEL (GSX150FDZAL6 P74)	1-G-5

FIG. NO.	TITLE	ADDRESS NO.
----------	-------	-------------

## PREFACE

When it becomes necessary to replace parts on SUZUKI MOTORCYCLES, always use SUZUKI GENUINE PARTS which have passed a strict inspection which guarantees quality and performance. This parts catalogue covers the list of all service parts for SUZUKI GSX150FL6-2.

### INSTRUCTIONS FOR QUOTING THE CATALOGUE

#### 1. DIMENSIONS

Dimensions of the parts in this catalogue are indicated in unit millimeters.

#### 2. ABBREVIATIONS

Abbreviations used in this catalogue are as follows:

AR	: As required	NT	: Number of teeth
ASSY	: Assembly	OPT	: Optional
E.NO.	: Engine number	OS	: Over size
F.NO.	: Frame number	STD	: Standard
D	: Diameter of material	T	: Thickness
ID	: Inside diameter	US	: Under size
OD	: Outside diameter	W	: Width
L	: Length		
LH	: Left hand side		
RH	: Right hand side		
~ 100045	: Up to F.NO.A100-100045		
100046	: From F.NO.A100-100046		

12 x 34 x 5.6..... Figures in the description column  
| | | show the dimensions of parts.  
ID OD T(or W,L)

→ 12345-56781 (Parts No.) : indicates that the parts number was changed to 12345-56781 and the new parts are interchangeable with the former ones but the former ones are not interchangeable with new ones.

← 12345-56781 (Parts No.) : indicates that the former and new parts are interchangeable with each other and both are usable.

#### 3) INNER PARTS OF ASSEMBLY

Part name with a dot (.) in front as shown in the description column indicates the component of the assembly also available individually.

#### 4) MODIFICATION NOTICE

A parts bulletin will be sent to you on all occasions when changes in parts occur, including interchangeable modifications between new parts and old ones.

#### 5. NOTE

5-1. There are some different parts from those of production models among spare parts for the administrative reasons and common use of them with other models.

5-2. In respect of rubber hoses and vinyl tubes, please be sure to use them by cutting off according to the length mentioned on parts catalogue or what is actually required on the vehicle.

5-3. Note that the drawings on the illustration page are for ready reference of spare parts number, not to be used as an assembly manual.  
When assembling, use "SUZUKI SERVICE MANUAL".

#### 6. SPECIFICATION CODE

This catalogue contains the parts for the model designed for the following spec.; spec. code : P74.

#### 7. SERIAL FRAME NUMBER

GSX150FL6-2 : MB8NG4BBHF8114850

\*Note

1) 9th Digit of frame number signifies month of production

MONTH	CODE
January	A
February	B
March	C
April	D
May	E
June	F
July	G
August	H
September	J
October	K
November	L
December	M

2) 10Th digit of frame no signifies year of production

YEAR	CODE
2010	A
2011	B
2012	C
2013	D
2014	E
2015	F



**COLOUR CHART  
TABLEAU COULEURS**

COLOR NO. NO DE COULEUR	COLOUR DESCRIPTION DESCRIPTION DE COULEUR	COLOR NO. NO DE COULEUR	COLOUR DESCRIPTION DESCRIPTION DE COULEUR
EAW	1PTA,PVG	E17U	GRAY METALLIC
EA3	EYWW,YSF,1NJ,QA7	E291	BLACK (SEMI-GLOSS)
EA3	FYWW,YSF,1NJ		
EA8	QYSF,YWW,1NJ,QA7,019,YMD,1ZY		
EA8	Q07G		
EA8	RYWW,YMD,1ZY,07G,019,YPA		
EA8	SYWW,YMD,1ZY,07G,019,YVB		
EA8	TYWW,YSF,QA7		
EPGZ	MET.MAT FIBROIN GRAY		
EPTAL	THR.BLACK		
EPVG	STITCH RED		
EQA7	MET.STELLAR BLUE		
EQC3	MET.MAT BLACK		
EYD8	SONIC SILVER METALLIC		
EYHH	MARBLE ERAKIS RED		
EYKS	FIERY RED		
EYKV	MET.MAT BLACK NO.2		
EYMD	MISTIC SILVER METALLIC		
EYPA	PEARL MIRAGE WHITE		
EYSF	BLUE METALLIC		
EYVB	GLASS SPARKLE BLACK		
EYWW	PEARL GLACIER WHITE		
E019	BLACK		
E07G	PURE RED		
E1NJ LUMINOUS YELLOW			
E1ZY URBAN LIGHT GRAY METALLIC			

**MILLIMETER → INCH CONVERSION CHART**

	0	1	2	3	4	5	6	7	8	9
00	.000	.039	.079	.118	.157	.197	.236	.276	.315	.354
10	.394	.433	.472	.512	.551	.591	.630	.669	.709	.748
20	.787	.827	.866	.906	.945	.984	1.024	1.063	1.102	1.142
30	1.181	1.220	1.260	1.299	1.339	1.378	1.417	1.457	1.496	1.535
40	1.575	1.614	1.654	1.693	1.732	1.772	1.811	1.850	1.890	1.929
50	1.969	2.008	2.047	2.087	2.126	2.165	2.205	2.214	2.283	2.323
60	2.362	2.402	2.441	2.480	2.520	2.559	2.598	2.638	2.677	2.717
70	2.756	2.795	2.835	2.874	2.913	2.953	2.992	3.031	3.071	3.110
80	3.150	3.189	3.228	3.268	3.307	3.346	3.386	3.426	3.465	3.504
90	3.543	3.583	3.622	3.662	3.701	3.740	3.780	3.819	3.858	3.896

How to read

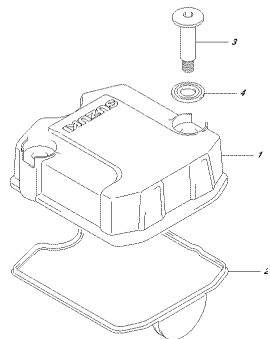
	0	1	2	3	4
00	---	---	---	---	---
10	---	---	---	---	---
20	---	---	---	0.906	---
30	---	---	---	---	---

23 millimeters equal 0.906 inch

Contents are subject to change without notice or obligation.

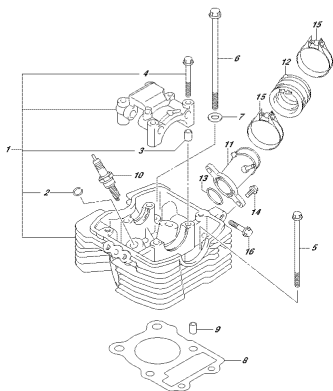


FIG. 102A



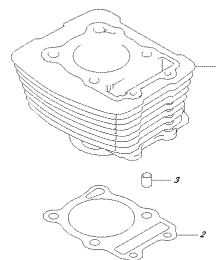
02XK8BFLA-2\_P11\_1034  
CYLINDER HEAD COVER

FIG. 103A



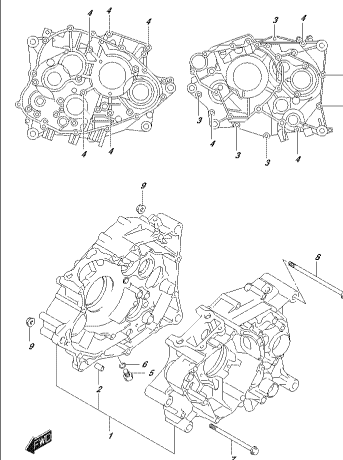
02XK8BFLA-2\_P11\_1034  
CYLINDER HEAD

FIG. 107A



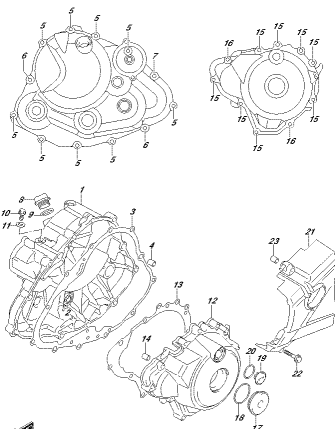
02XK8BFLA-2\_P11\_1034  
PISTON RINGS

FIG. 108A



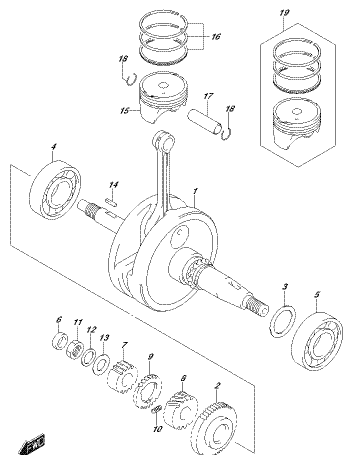
02XK8BFLA-2\_P11\_1034  
CRANKCASE

FIG. 112A



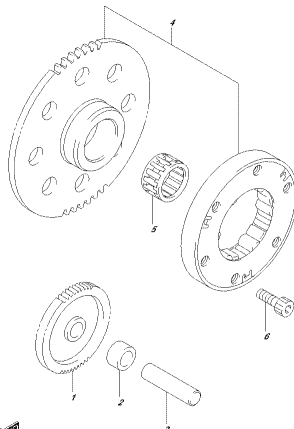
02XK8BFLA-2\_P11\_1124  
CRANKCASE COVER

FIG. 120A



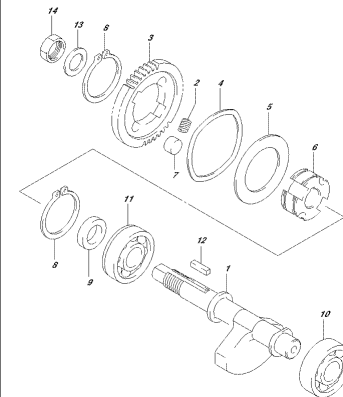
02XK8BFLA-2\_P11\_1204  
CRANKSHAFT

FIG. 122A



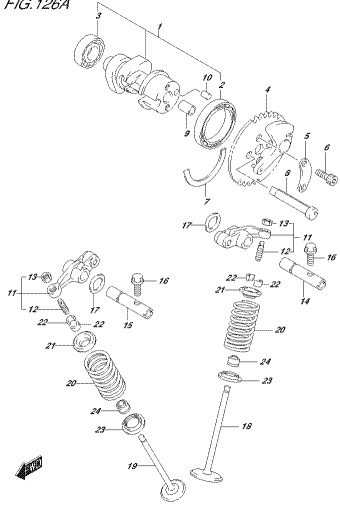
02XK8BFLA-2\_P11\_1224  
STARTER CLUTCH

FIG. 124A



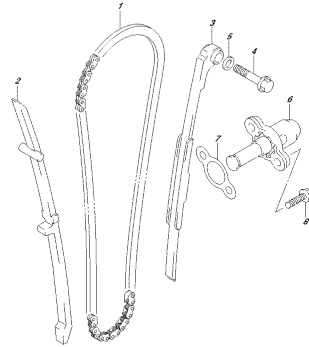
02XK8BFLA-2\_P11\_1244  
CRANK BALANCER

FIG. 126A



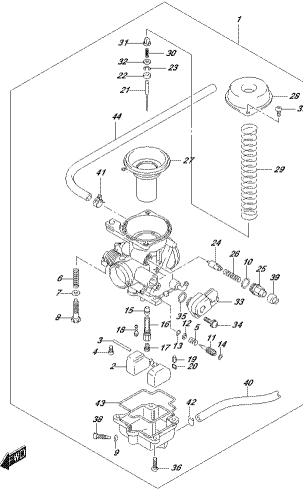
62XK8FLA2\_P01\_126A  
CAGS8475X41C

FIG. 127A



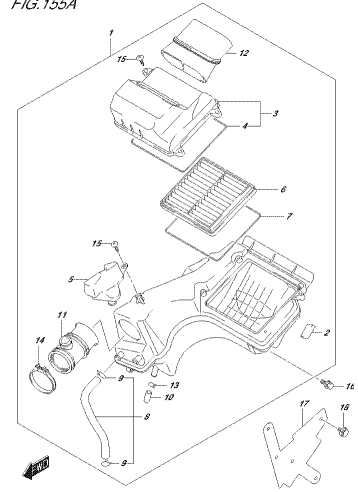
62XK8FLA2\_P01\_127A  
CAGS8476Y

FIG. 130A



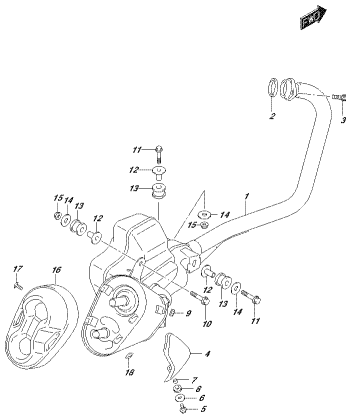
62XK8FLA2\_P01\_130A  
CAGS8476Z03

FIG. 155A



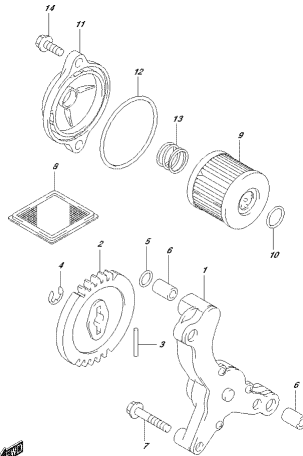
62XK8FLA2\_P01\_155A  
MRG424812

FIG. 163A



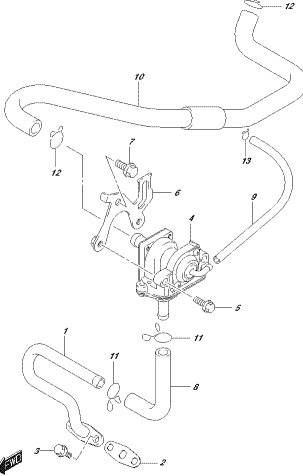
62XK8FLA2\_P01\_163A  
SUPPLIER

FIG. 170A



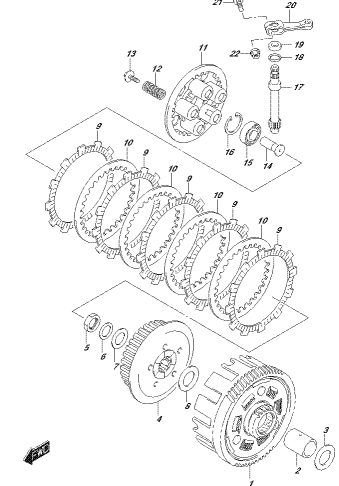
62XK8FLA2\_P01\_170A  
OIL PUMP

FIG. 189A



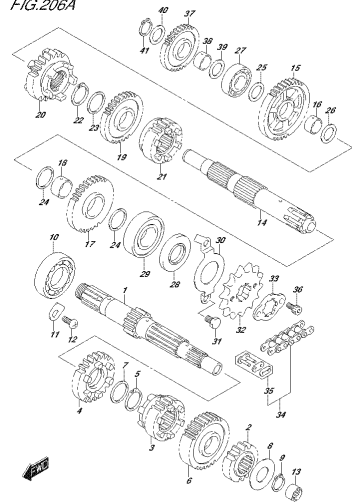
62XK8FLA2\_P01\_189A  
2ND AIR

FIG. 201A



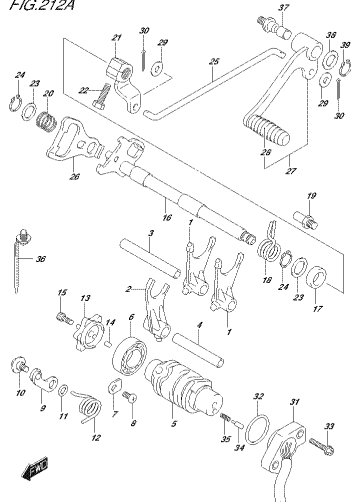
62XK8FLA2\_P01\_201A  
CLUTCH

FIG.206A



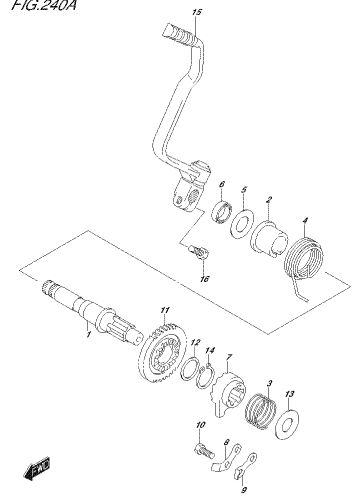
02XK08FLA-2\_P01\_2014  
TRANS/GEARBOX

FIG.212A



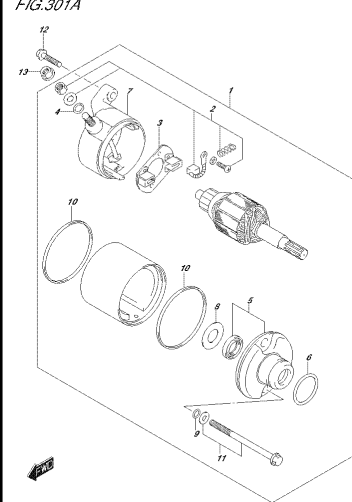
02XK08FLA-2\_P01\_2014  
GEAR/DRIVE SHAFT

FIG.240A



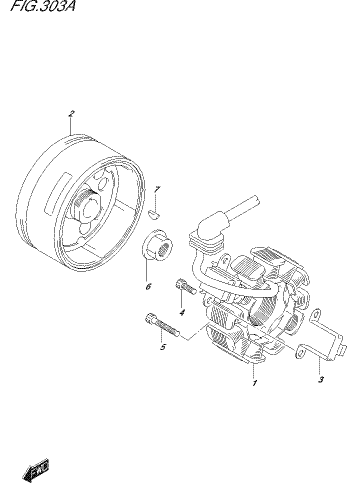
02XK08FLA-2\_P01\_2014  
SHOCK/DRIVE SHAFT

FIG.301A



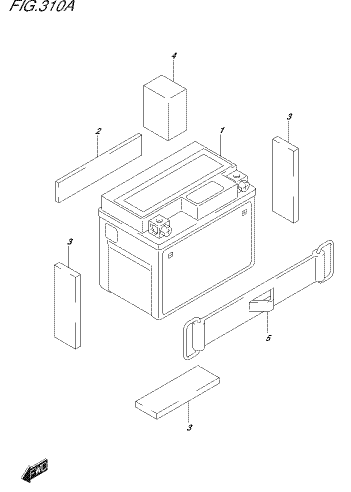
02XK08FLA-2\_P01\_2014  
WHEEL/DRIVE MECHANISM

FIG.303A



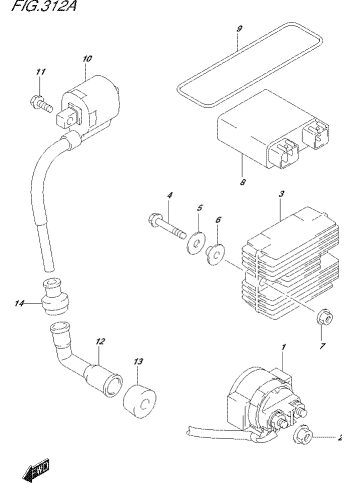
02XK08FLA-2\_P01\_2014  
MAGNETO

FIG.310A



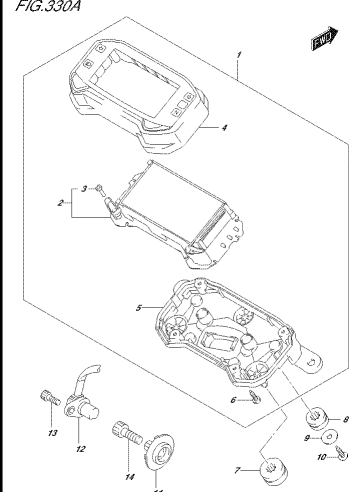
02XK08FLA-2\_P01\_2014  
BATTERY

FIG.312A



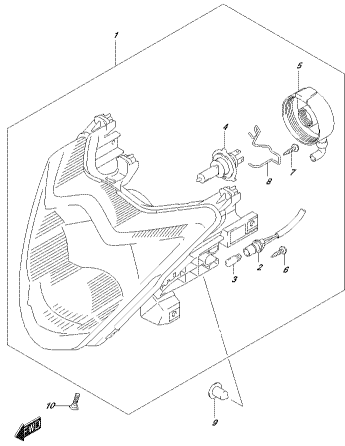
02XK08FLA-2\_P01\_2014  
ELECTRICAL

FIG.330A



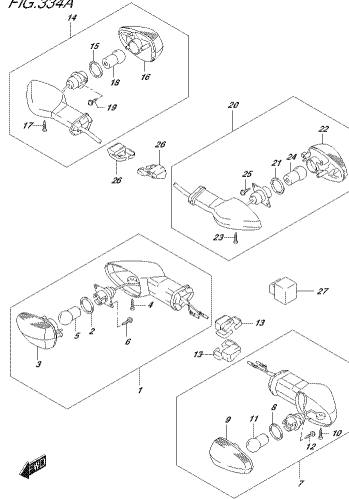
02XK08FLA-2\_P01\_2014  
SPEEDOMETER

FIG.333A



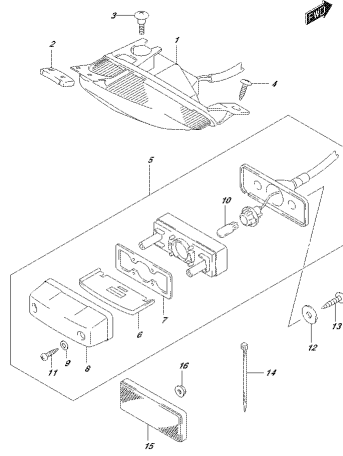
02XK08F0A-2\_P01\_333A  
HEADLAMP

FIG.334A



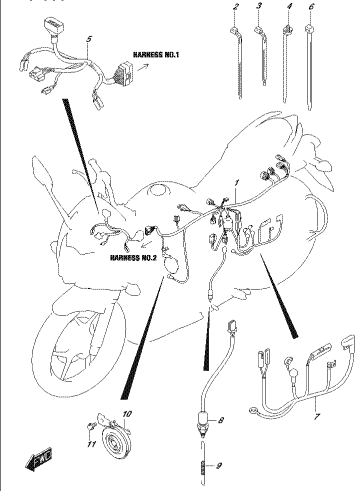
02XK08F0A-2\_P01\_334A  
FUELSYSTEM LAMP

FIG.339A



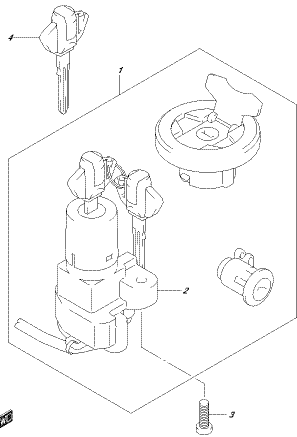
02XK08F0A-2\_P01\_339A  
REARCONSOLE/REARLAMP

FIG.350A



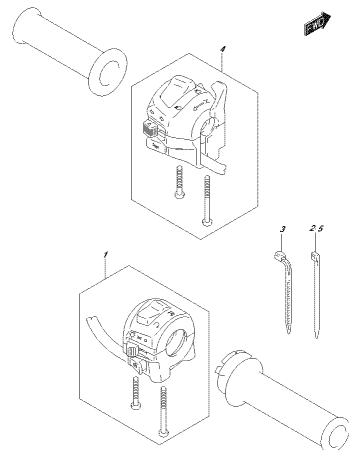
02XK08F0A-2\_P01\_350A  
SEAT/SEATRAILS

FIG.352A



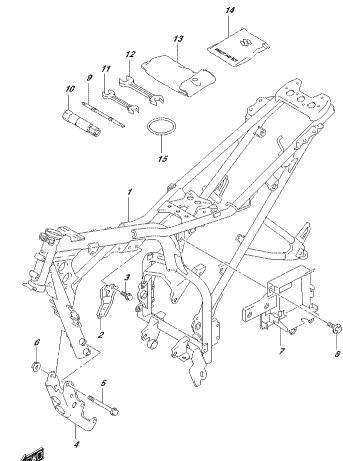
02XK08F0A-2\_P01\_352A  
LOCKSET

FIG.355A



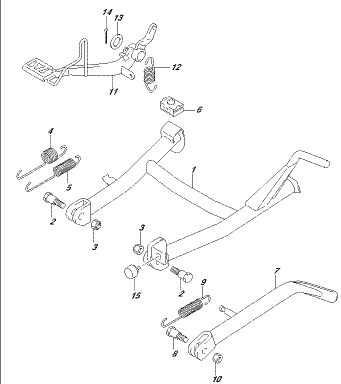
02XK08F0A-2\_P01\_355A  
HANDLE SWITCH

FIG.401A



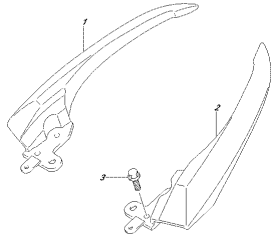
02XK08F0A-2\_P01\_401A  
FRAME

FIG.407A



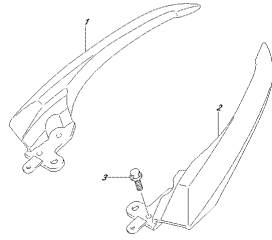
02XK08F0A-2\_P01\_407A  
STAND

FIG. 410A



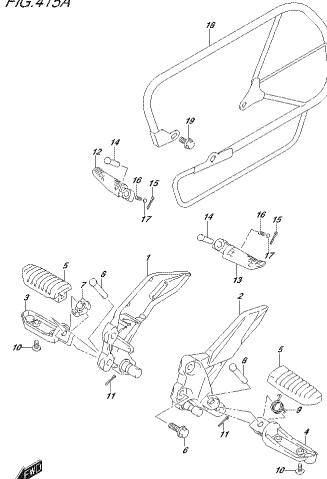
02FK501R-A-2\_P11\_410A  
FUEL FILTER HANDLE

FIG. 410B



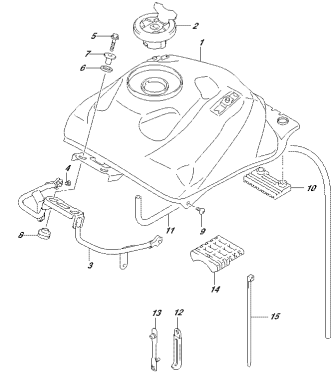
02FK501R-A-2\_P11\_410B  
FUEL FILTER HANDLE

FIG. 415A



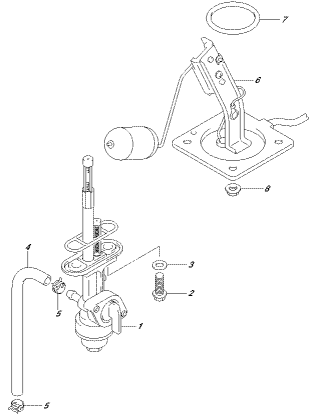
02FK501R-A-2\_P11\_415A  
FUEL TANK

FIG. 420A



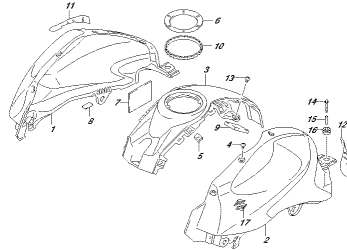
02FK501R-A-2\_P11\_420A  
FUEL TANK

FIG. 421A



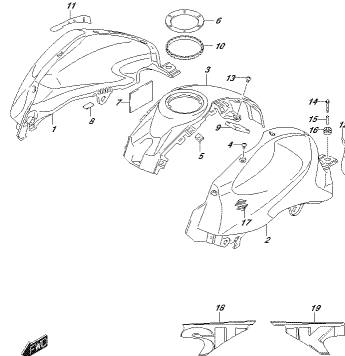
02FK501R-A-2\_P11\_421A  
FUEL LOCK

FIG. 423A



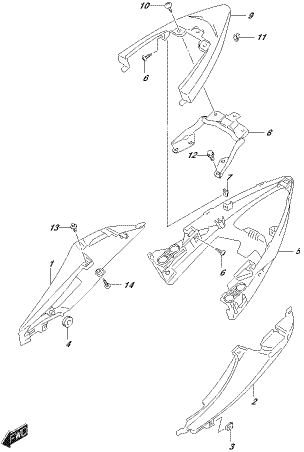
02FK501R-A-2\_P11\_423A  
FUEL TANK COVER

FIG. 423B



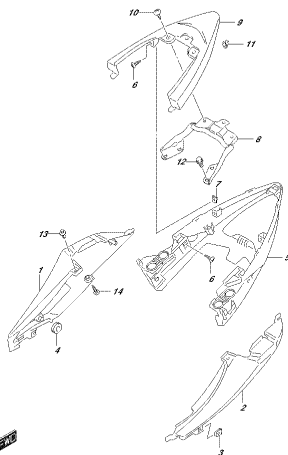
02FK501R-A-2\_P11\_423B  
FUEL TANK COVER

FIG. 445A



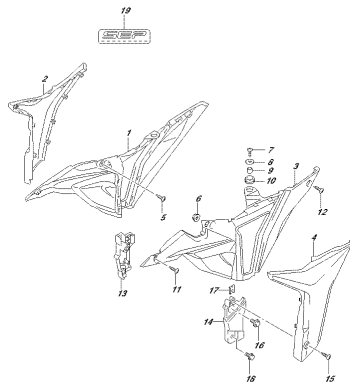
02FK501R-A-2\_P11\_445A  
FRAME COVER

FIG.445B



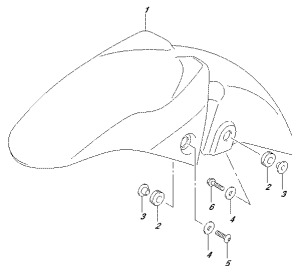
GSXF600LA-E\_PTY\_445B  
FRONT FENDER

FIG.446A



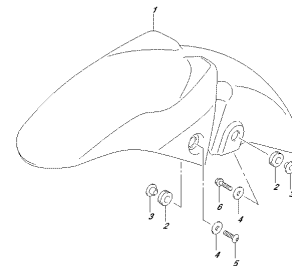
GSXF600LA-E\_PTY\_446A  
FRONT LOWER FENDER

FIG.460A



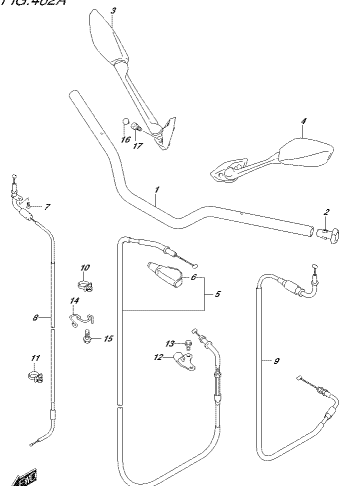
GSXF600LA-E\_PTY\_460A  
FRONT FENDER

FIG.460B



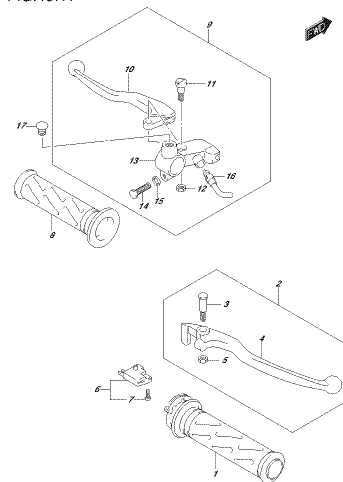
GSXF600LA-E\_PTY\_460B  
FRONT FENDER

FIG.462A



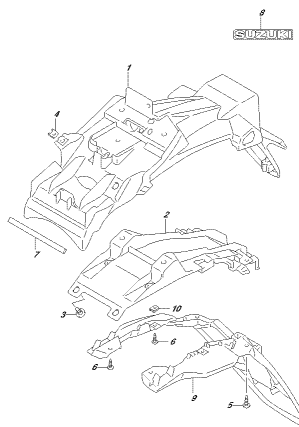
GSXF600LA-E\_PTY\_462A  
HANDLEBAR

FIG.467A



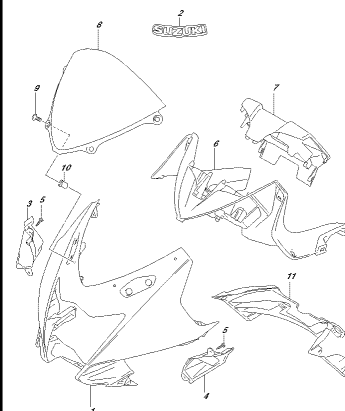
GSXF600LA-E\_PTY\_467A  
HANDLE LEVER

FIG.474A



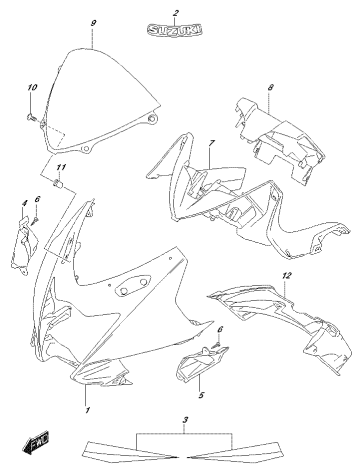
GSXF600LA-E\_PTY\_474A  
REAR FENDER

FIG.481A



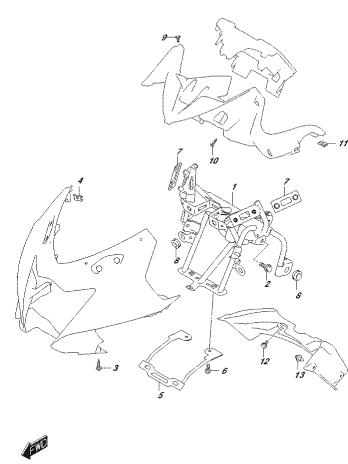
GSXF600LA-E\_PTY\_481A  
COWLING BODY

FIG.481B



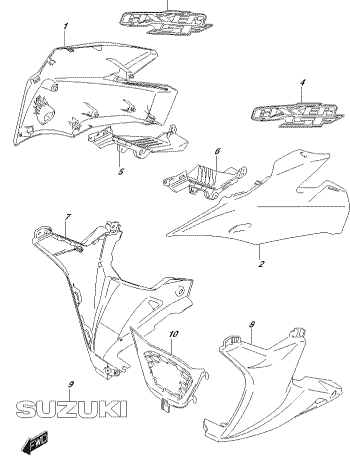
GSXF600A-2\_P14\_481B  
FORGING 3801

FIG.482A



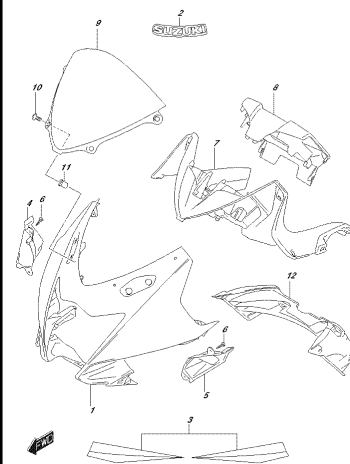
GSXF600A-2\_P14\_482A  
FORGING INSTALLATION PARTS

FIG.485A



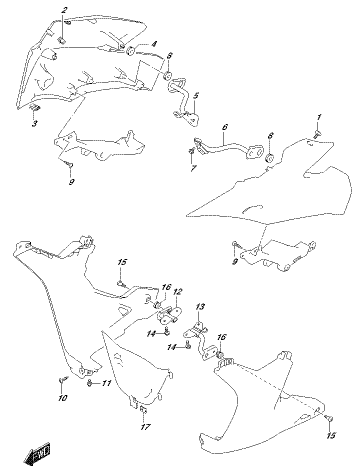
GSXF600A-2\_P14\_485A  
FORGING CONUNG

FIG.485B



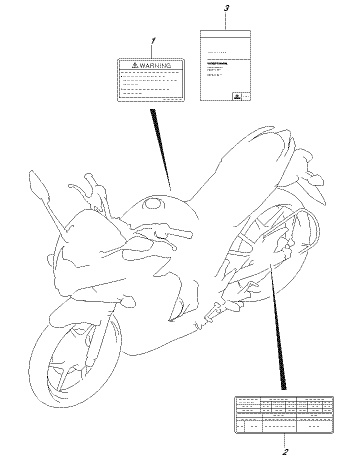
GSXF600A-2\_P14\_485B  
FORGING CONUNG

FIG.486A



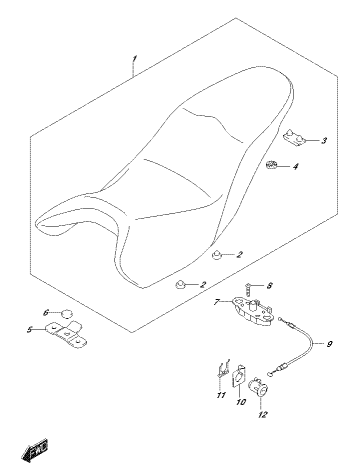
GSXF600A-2\_P14\_486A  
SEE CONG INSTALLATION PARTS

FIG.496A



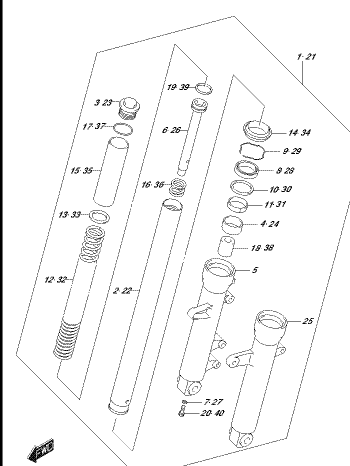
GSXF600A-2\_P14\_496A  
LABEL

FIG.505A



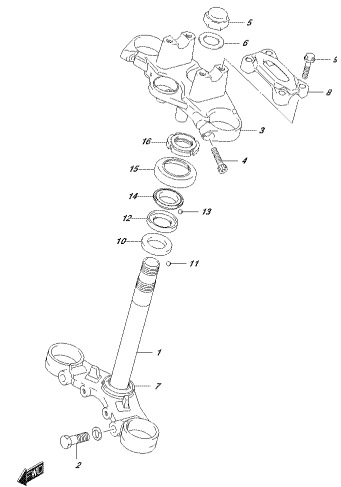
GSXF600A-2\_P14\_505A  
SEAT

FIG.521A



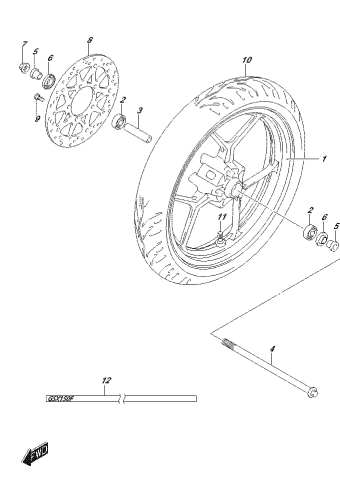
GSXF600A-2\_P14\_521A  
FRONT FORK DAMPER

FIG.524A



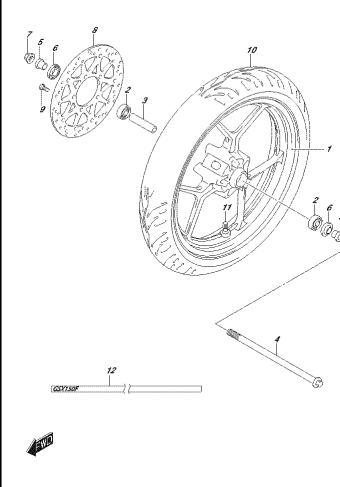
025F50FLA-2\_P14\_S24  
FRONT WHEEL

FIG.530A



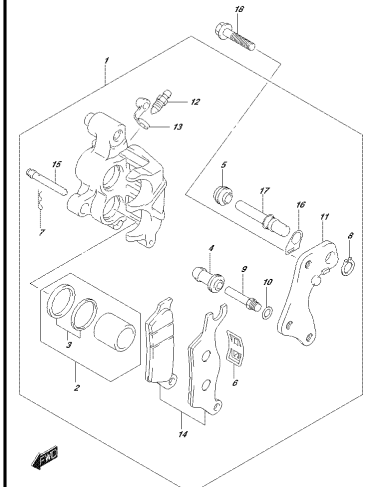
025F50FLA-2\_P14\_S24  
FRONT WHEEL

FIG.530B



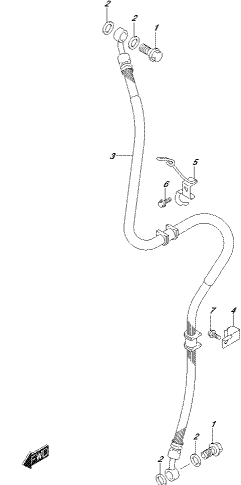
025F50FLA-2\_P14\_S29  
FRONT WHEEL

FIG.535A



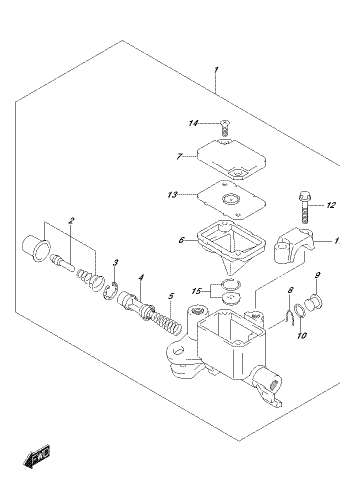
025F50FLA-2\_P14\_S24  
FRONT WHEEL

FIG.536A



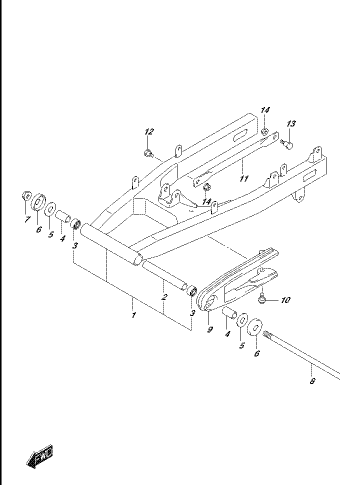
025F50FLA-2\_P14\_S24  
FRONT BRAKE HOSE

FIG.537A



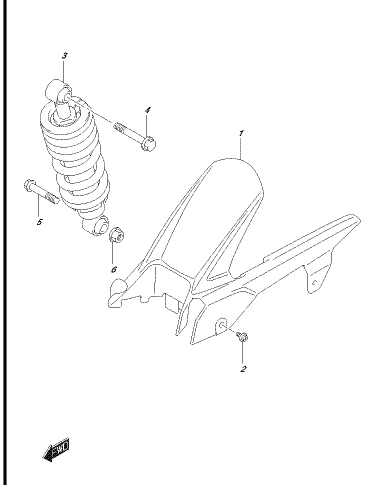
025F50FLA-2\_P14\_S24  
FRONT MASTER CYLINDER

FIG.541A



025F50FLA-2\_P14\_S24  
REAR SWINGARM

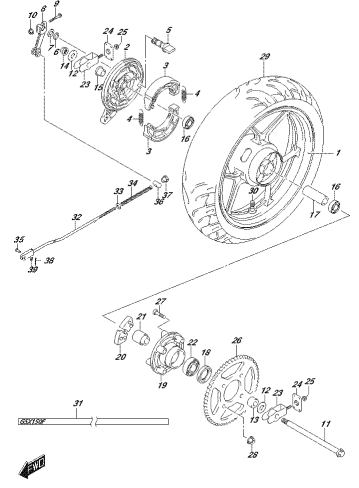
FIG.542A



025F50FLA-2\_P14\_S24  
SHOCK CASE

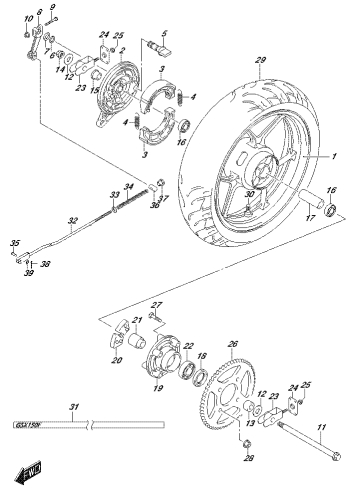


FIG. 550A



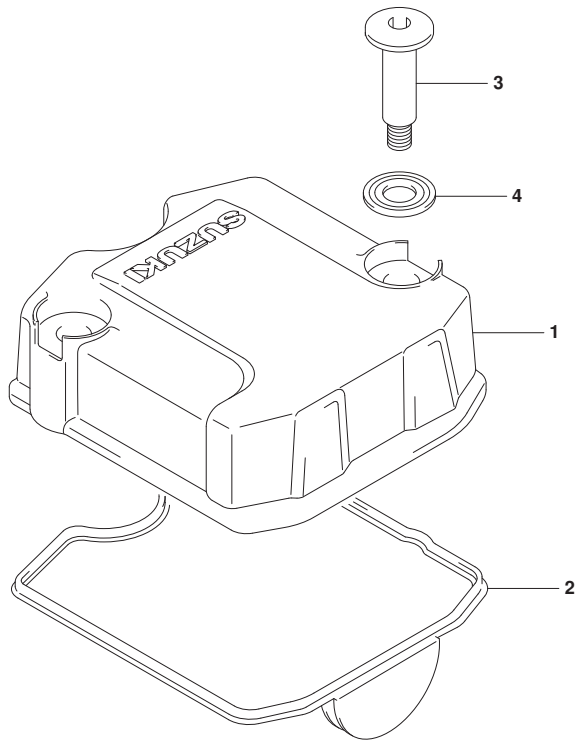
GD76301-A-2.PM\_0304  
05/40/01021

FIG. 550B



GD76301-A-2.PM\_0309  
05/40/01021

FIG.102A



**FIG.102A (1-B-2) CYLINDER HEAD COVER**

REF NO.	PART NO.	DESCRIPTION	Q'TY	REMARKS
1	11171-34J00-000	COVER, CYLINDER HEAD	1	
2	11173-34J00-000	GASKET, CYLINDER HEAD COVER	1	
3	09106-07011-000	BOLT (7X37)	2	
4	11191-27E30-000	WASHER, HEAD COVER	2	



FIG.103A

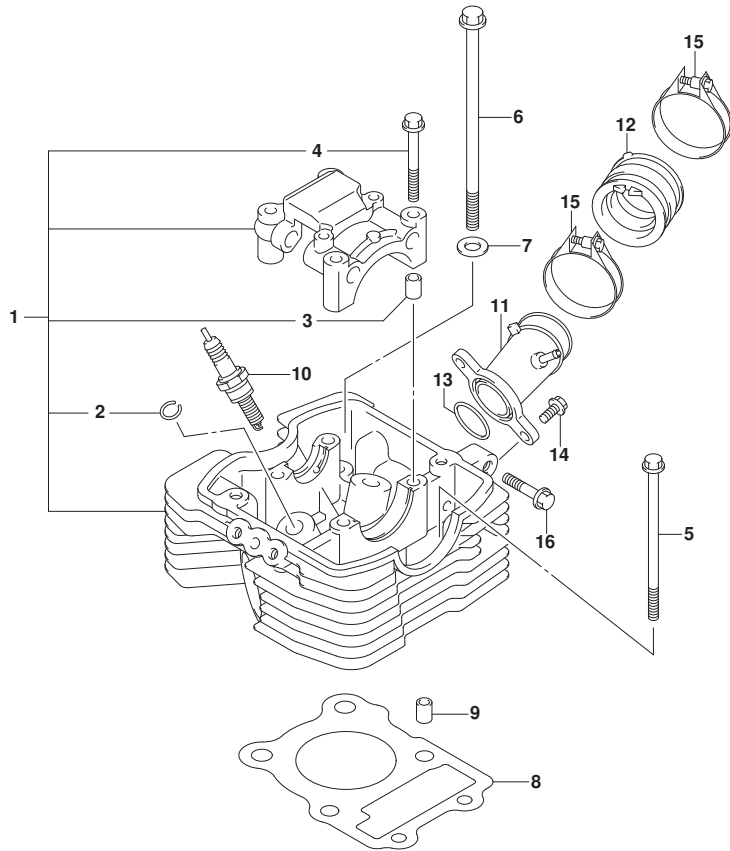


FIG.103A (1-B-3) CYLINDER HEAD

REF NO.	PART NO.	DESCRIPTION	Q'TY	REMARKS
1	11100-34J00-000	HEAD ASSY, CYLINDER	1	
2	09381-10004-000	.SNAP RING	2	
3	09206-08008-000	.PIN (6.3X8X12)	2	
4	09103-06316-000	.BOLT (6X50)	4	
5	09103-06015-000	BOLT (6X110)	2	
6	09103-08531-000	BOLT (8X140)	4	
7	09160-08164-000	WASHER (8.5X18X2.3)	4	
8	11141-34J00-000	GASKET, CYLINDER HEAD	1	
9	09206-10016-000	PIN (8.2X10X13)	2	
10-1	09482-00621-000	SPARK PLUG (CPR7EA-9)	1	NGK
10-2	09482-00627-000	SPARK PLUG (U22EPR9)	1	DENSO
10-3	09482-00638-000	SPARK PLUG (RG8YC)	1	CHAMPION
10-4	09482-00620-000	SPARK PLUG (CPR6EA-9)	1	OPT
10-5	09482-00622-000	SPARK PLUG (CPR8EA-9)	1	NGK
10-6	09482-00626-000	SPARK PLUG (U20EPR9)	1	OPT
10-7	09482-00628-000	SPARK PLUG (U24EPR9)	1	NGK
				DENSO
11	13110-34J00-000	PIPE, INTAKE NO.1	1	
12	13121-34J00-000	PIPE, INTAKE NO.2	1	
13	09280-29007-000	O RING (D:2.4,ID:28.7)	1	
14	01547-0616A-000	BOLT	2	
15	13170-12F50-000	CLAMP, INTAKE PIPE	2	
16	01550-0820B-000	BOLT	1	



FIG.107A

FIG.107A (1-B-4) CYLINDER

REF NO.	PART NO.	DESCRIPTION	Q'TY	REMARKS
1	11210-34J00-0F0	CYLINDER	1	
2	11241-34J00-000	GASKET, CYLINDER	1	
3	09206-10016-000	PIN (8.2X10X13)	2	

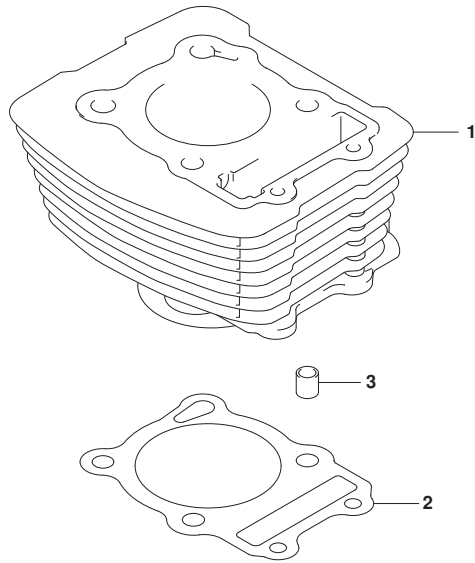


FIG.108A

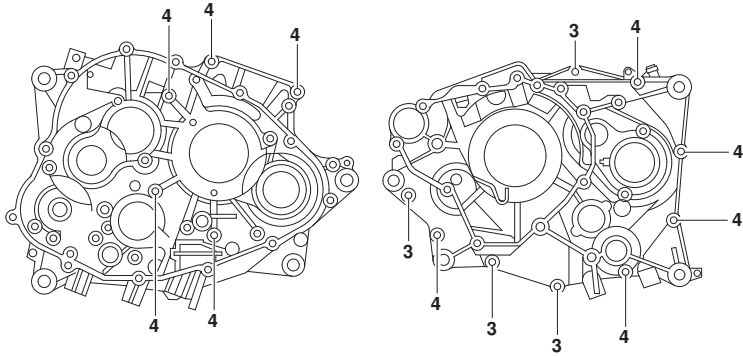


FIG.108A (1-B-5) CRANKCASE

REF NO.	PART NO.	DESCRIPTION	Q'TY	REMARKS
1	11300-34J00-000	CRANKCASE ASSY	1	
2	04211-09149-000	.PIN	2	
3	01547-0650B-000	.BOLT	4	
4	01547-0660B-000	.BOLT	10	
5	01500-1016A-000	BOLT	1	OIL DRAIN
6	09168-10L03-000	GASKET	1	
7	09103-10709-000	BOLT (10X85)	2	
8	09103-10077-000	BOLT (10X140)	2	
9	08319-3110B-000	NUT	4	

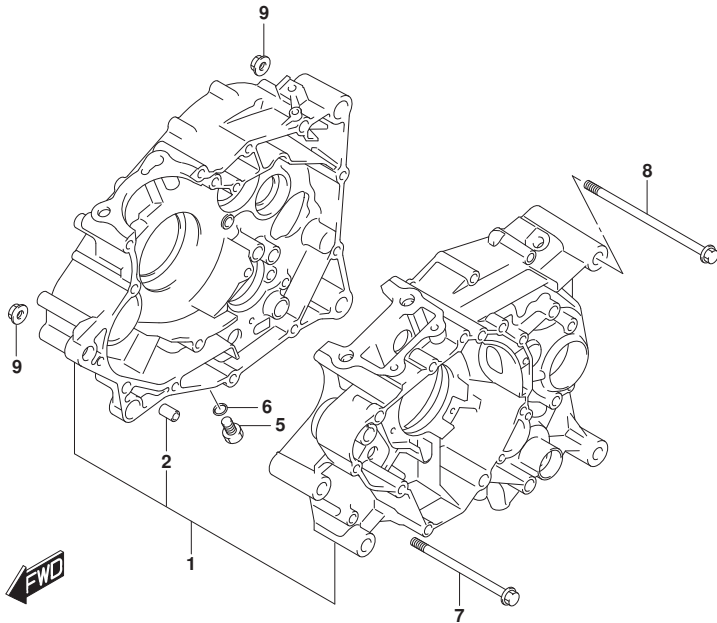


FIG.112A

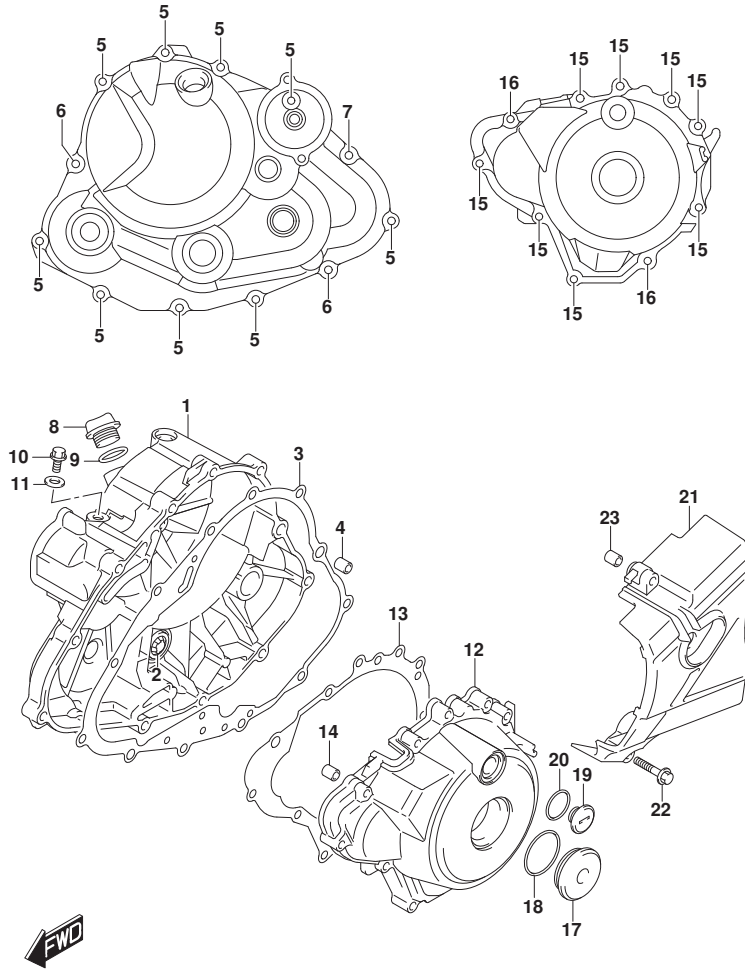


FIG.112A (1-B-6) CRANKCASE COVER

REF NO.	PART NO.	DESCRIPTION	Q'TY	REMARKS
1	11340-34J00-000	COVER, CLUTCH	1	
2	11971-45010-000	.LENS, OIL LEVEL	1	
3	11482-34J00-000	GASKET, CLUTCH COVER	1	
4	04211-09149-000	PIN	2	
5	01547-0630B-000	BOLT	9	
6	01547-0640B-000	BOLT	2	
7	01547-0695B-000	BOLT	1	
8	11971-30H00-000	PLUG, OIL FILLER	1	
9	09280-17003-000	O RING (D:3.1,ID:16.8)	1	
10	01550-0812B-000	BOLT	1	
11	09168-08015-000	GASKET (8.2X14X1.6)	1	
12	11351-34J00-000	COVER, MAGNETO	1	
13	11483-34J00-000	GASKET, MAGNETO COVER	1	
14	04211-09149-000	PIN	2	
15	01547-0630B-000	BOLT	8	
16	01547-0640B-000	BOLT	2	
17	09259-36026-000	PLUG	1	
18	09280-33004-000	O RING (D:3.1,ID:32.7)	1	
19	11352-34J00-000	PLUG, TOP	1	
20	09280-14003-000	O RING (D:2.4,ID:13.8)	1	
21	11360-34J00-000	COVER, ENGINE SPROCKET	1	
22	01547-0640B-000	BOLT	2	
23	04211-09149-000	PIN	2	

FIG.120A

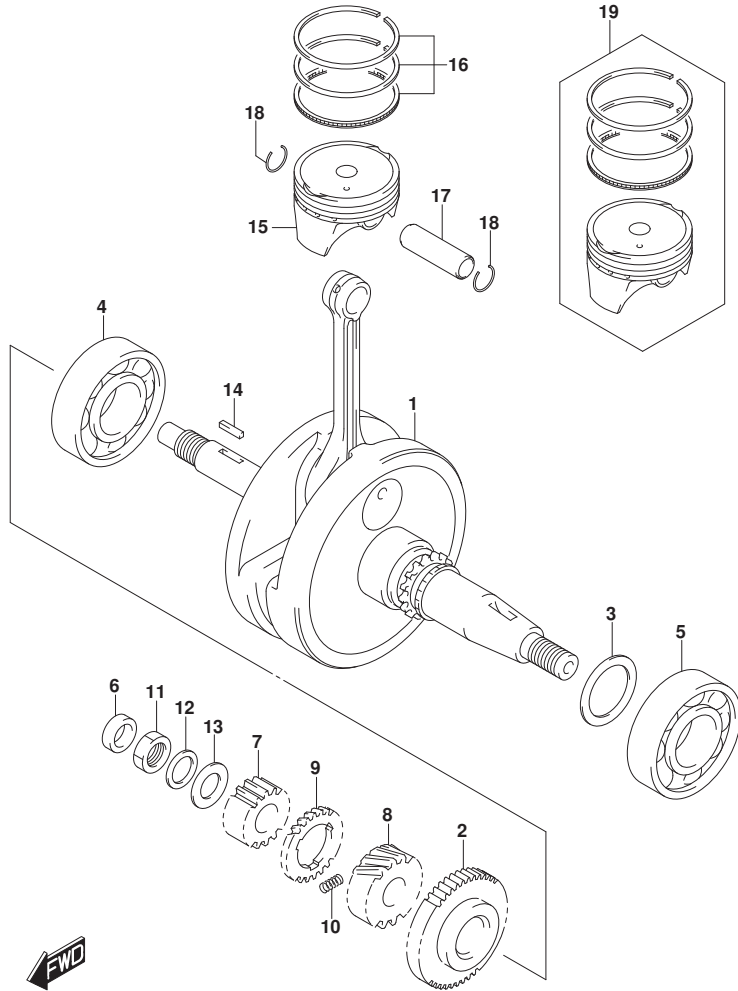


FIG.120A (1-B-7) CRANKSHAFT

REF NO.	PART NO.	DESCRIPTION	Q'TY	REMARKS
1	12200-34J00-0A0	CRANKSHAFT ASSY	1	
2	12661-34J00-0A0	GEAR, CRANK BALANCER DRIVE (NT:44)	1	
3-1	09181-28187-000	SHIM (T:0.60)	1	RH
3-2	09181-28021-000	SHIM (T:0.65)	1	RH
3-3	09181-28188-000	SHIM (T:0.70)	1	RH
3-4	09181-28189-000	SHIM (T:0.75)	1	RH
3-5	09181-28190-000	SHIM (T:0.80)	1	RH
3-6	09181-28191-000	SHIM (T:0.85)	1	RH
3-7	09181-28192-000	SHIM (T:0.90)	1	RH
3-8	09181-28193-000	SHIM (T:0.95)	1	RH
3-9	09181-28194-000	SHIM (T:1.00)	1	RH
3-10	09181-28197-000	SHIM (T:1.05)	1	RH
3-11	09181-28200-000	SHIM (T:1.10)	1	RH
3-12	09181-28202-000	SHIM (T:1.15)	1	RH
3-13	09181-28204-000	SHIM (T:1.20)	1	RH
3-14	09181-28207-000	SHIM (T:1.25)	1	RH
3-15	09181-28209-000	SHIM (T:1.30)	1	RH
4	09262-28L07-000	BEARING (28X68X18)	1	RH
5	09262-35L13-000	BEARING (35X72X17)	1	LH
6	09282-12013-000	OIL SEAL (12X21X7)	1	
7	16321-34J00-000	GEAR, OIL PUMP DRIVE (NT:15)	1	
8	21111-34J00-000	GEAR, PRIMARY DRIVE (NT:22)	1	
9	21112-34J00-000	GEAR, PRIMARY DRIVE SCISSORS (NT:22)	1	
10	21114-34J00-000	SPRING, PRI DRIVE GEAR	3	
11	09140-16035-000	NUT	1	
12	21143-34J00-000	WASHER, PRIMARY DRIVE GEAR WAVE	1	
13	08211-16281-000	WASHER	1	
14	21116-34J00-000	KEY, PRIMARY DRIVE GEAR	1	

FIG.120A

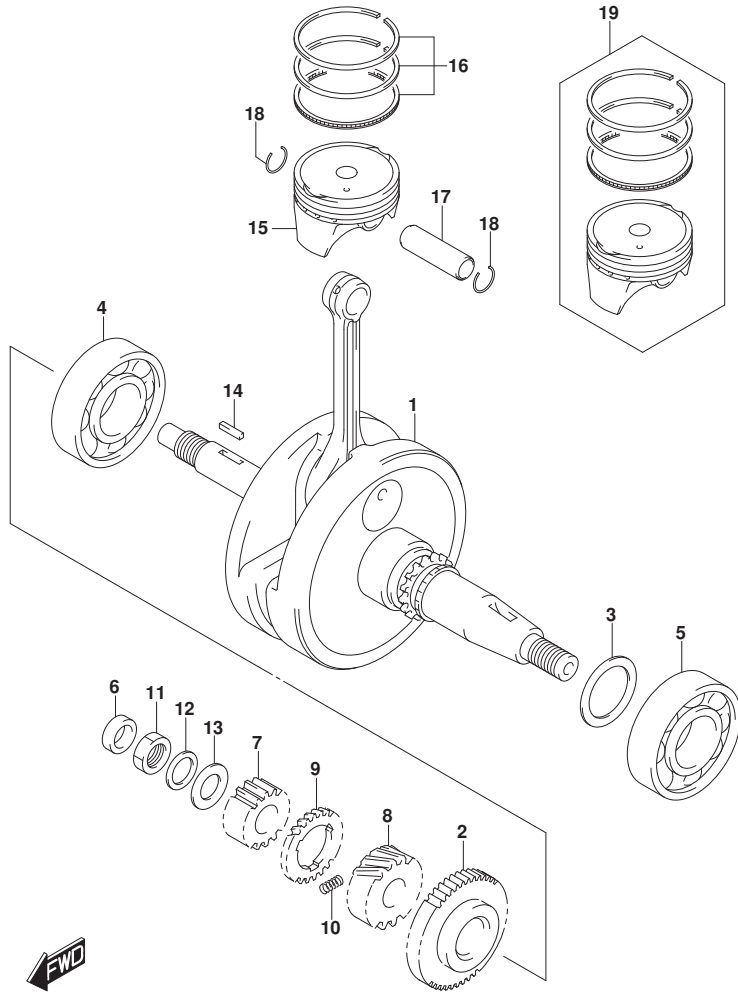


FIG.120A (1-B-8) CRANKSHAFT

REF NO.	PART NO.	DESCRIPTION	Q'TY	REMARKS
15	12111-34J01-0F0	PISTON	1	
16	12140-34J01-000	RING SET, PISTON	1	
17	12151-34J00-000	PIN, PISTON	1	
18	09381-14001-000	SNAP RING	2	
19	12100-34J01-050	PISTON SET (OS:0.5)	1	OPT



FIG.122A

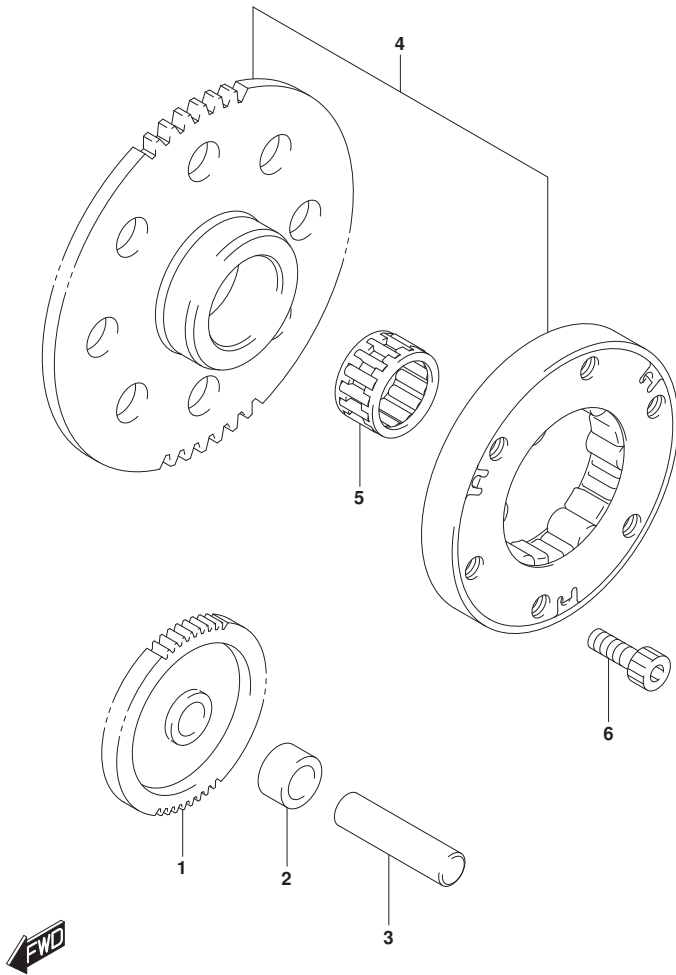


FIG.122A (1-B-9) STARTER CLUTCH

REF NO.	PART NO.	DESCRIPTION	Q'TY	REMARKS
1	12611-34J00-000	GEAR, STARTER IDLE (NT:16/56)	1	
2	09180-10163-000	SPACER (10X16X10.5)	1	
3	09202-10012-000	PIN (10X47.5)	1	
4	12600-34830-000	CLUTCH SET, STARTER (NT:59)	1	
5	09263-22L04-000	BEARING	1	
6	07130-0616A-000	BOLT	3	

FIG.124A

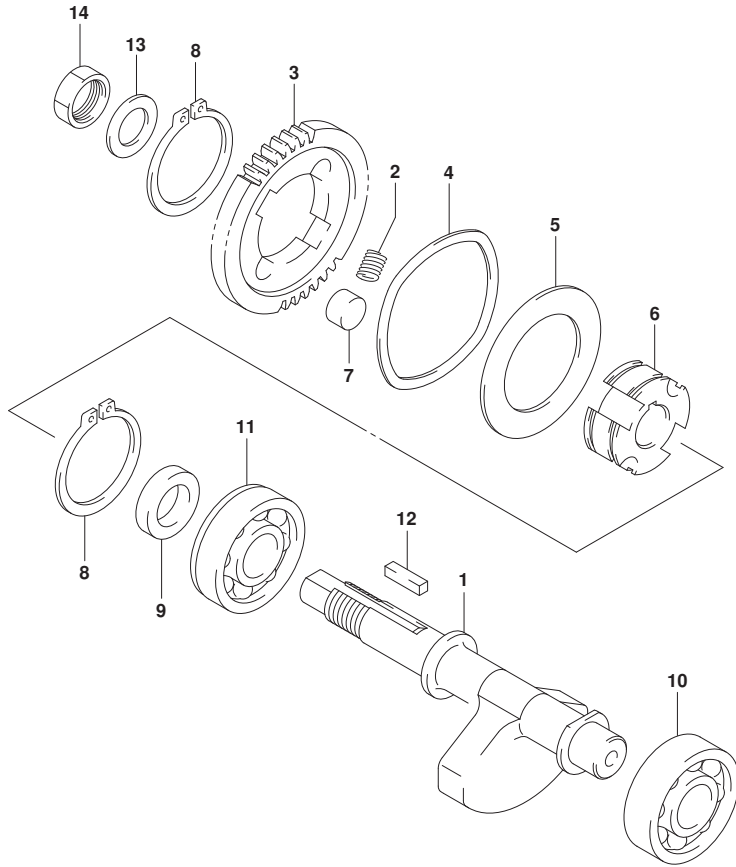


FIG.124A (1-B-10) CRANK BALANCER

REF NO.	PART NO.	DESCRIPTION	Q'TY	REMARKS
1	12651-34J00-000	BALANCER, CRANK	1	
2	12663-47E50-000	SPRING	2	
3	12666-34J00-0A0	GEAR, CRANK BALANCER DRIVEN (NT:44)	1	
4	12662-34J00-000	WASHER, CRK BAL DRIVEN GR NO.1	1	
5	12662-34J10-000	WASHER, CRK BAL DRIVEN GR NO.2	1	
6	12669-34J00-000	RACE, CRK BAL DRIVEN GEAR INNER	1	
7	12686-34J00-000	DAMPER	2	
8	08331-31359-000	CIRCLIP	2	
9	12668-34J00-000	SPACER, CRANK BAL DRN GEAR	1	
10	09262-15L10-000	BEARING	1	LH
11	09262-15L09-000	BEARING	1	RH
12	09421-04009-000	KEY	1	
13	08211-14242-000	WASHER	1	
14	09140-14022-000	NUT	1	



FIG.126A

FIG.126A (1-B-11) CAMSHAFT/VALVE

REF NO.	PART NO.	DESCRIPTION	Q'TY	REMARKS
1	12710-34J00-000	CAM SHAFT	1	
2	09262-30126-000	.BEARING (30X42X7)	1	LH
3	09262-12036-000	.BEARING (12X28X8)	1	RH
4	12740-34J00-000	SPROCKET, CAMSHAFT (NT:34)	1	
5	12714-34J00-000	WASHER, SPROCKET	1	
6	09106-05028-000	BOLT (5X15)	2	
7	12749-34J00-000	C RING	1	
8	12951-34J00-000	CAM, DECOMPRESSION	1	
9	09206-08008-000	PIN (6.3X8X12)	1	KNOCK
10	09261-05005-000	PIN (5X8)	1	ANGLE
11	12840-34J10-000	ARM ASSY, VALVE ROCKER	2	
12	12842-34J00-000	.SCREW, TAPPET ADJUSTING	2	
13	12843-27A70-000	.NUT, TAPPET ADJUSTING	2	
14	12861-34J00-000	SHAFT, VALVE ROCKER ARM IN	1	
15	12871-34J00-000	SHAFT, VALVE ROCKER ARM EXH	1	
16	01550-0516A-000	BOLT	2	ROCKER ARM SHAFT
17	09164-09005-000	WASHER	2	
18	12911-34J00-000	VALVE, INTAKE	1	
19	12912-34J00-000	VALVE, EXHAUST	1	
20	12921-34J00-000	SPRING, VALVE	2	
21-1	12931-09G20-000	RETAINER, VALVE SPRING	2	BILL FORGE
21-2	12931-33G00-000	RETAINER, VALVE SPRING	2	BHAVANI
22	12932-09G10-000	COTTER, VALVE	4	
23	12933-09G00-000	SEAT, VALVE SPRING	2	
24	09289-05019-000	OIL SEAL (4X10X8)	2	

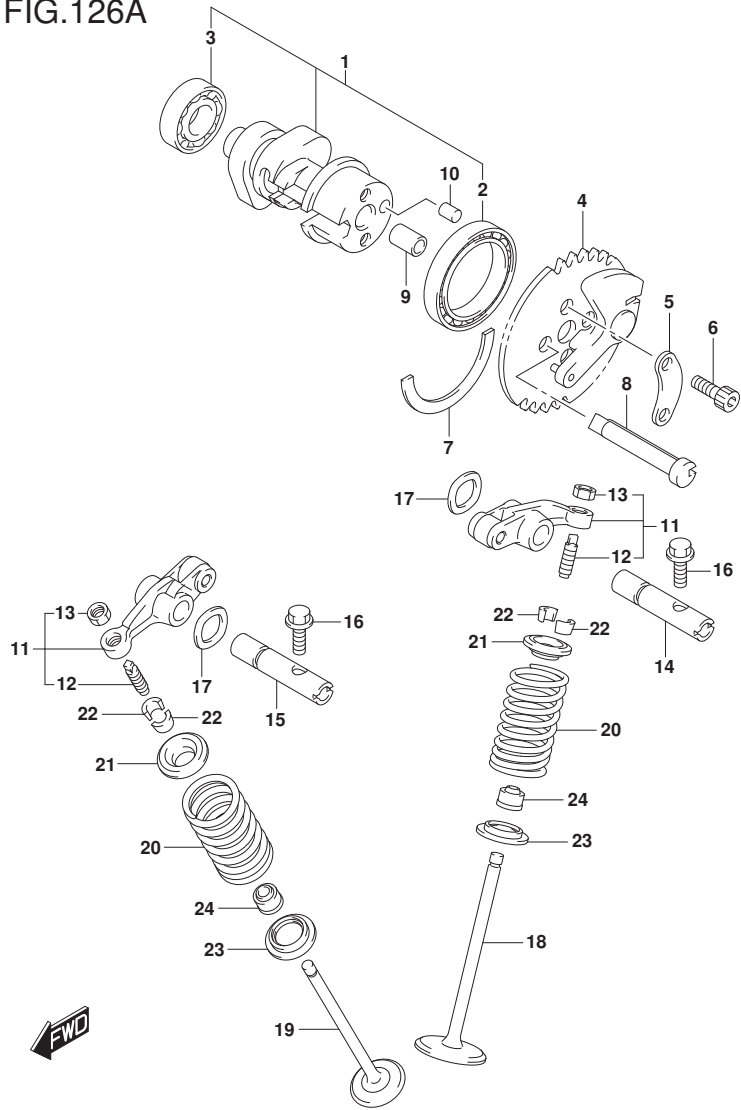


FIG.127A

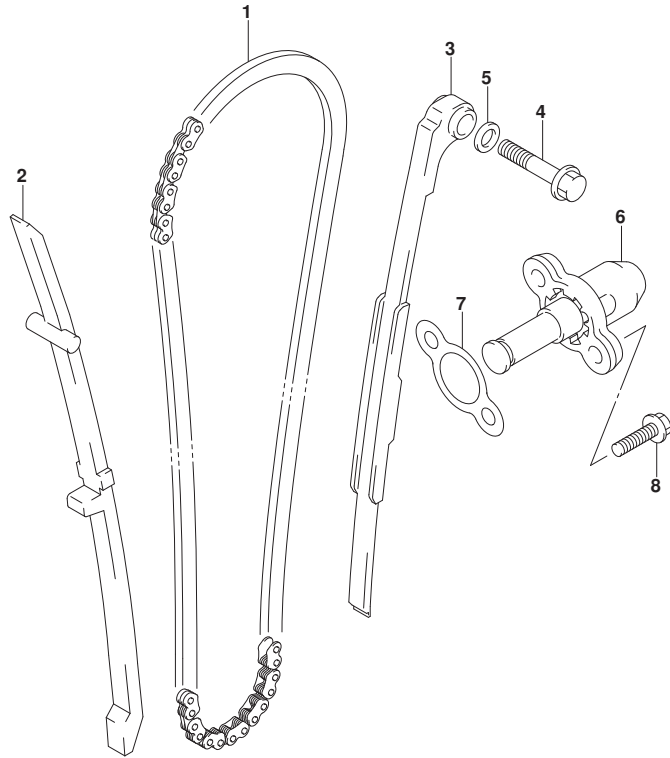


FIG.127A (1-B-12) CAM CHAIN

REF NO.	PART NO.	DESCRIPTION	Q'TY	REMARKS
1	12760-12F50-000	CHAIN, CAMSHAFT DRIVE (92RH2005-100M)	1	
2	12771-34J00-000	GUIDE, CAM CHAIN	1	
3	12811-34J00-000	TENSIONER, CAM CHAIN	1	
4	09103-06508-000	BOLT (6X32)	1	
5	09168-06004-000	GASKET (6.2X11X1.2)	1	
6	12830-39J00-000	ADJUSTER ASSY, TENSIONER	1	
7	12837-33G00-000	GASKET, TENSIONER ADJUSTER	1	
8	01547-0620A-000	BOLT	2	



FIG.130A

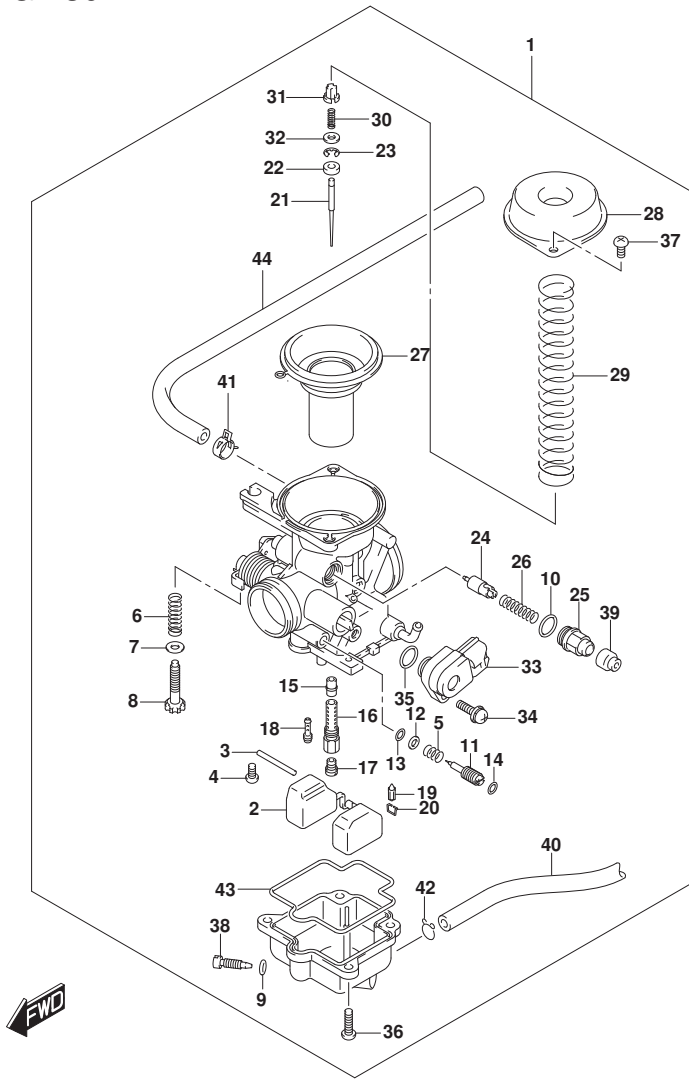


FIG.130A (1-B-13) CARBURETOR

REF NO.	PART NO.	DESCRIPTION	Q'TY	REMARKS
1	13200-34J00-000	CARBURETOR ASSY	1	
2	13240-34J00-000	.FLOAT ASSY	1	
3	13254-34J00-000	.PIN, FLOAT	1	
4	13257-34J00-000	.SCREW	1	
5	13268-47070-000	.SPRING	1	
6	13271-34J00-000	.SPRING	1	
7	13273-34J00-000	.WASHER	1	
8	13274-34J00-000	.ADJUSTER	1	
9	13278-02340-000	.O RING	1	
10	13278-47090-000	.O RING	1	
11	13283-34J00-000	.ADJUSTER	1	
12	13291-29900-000	.WASHER	1	
13	13295-29900-000	.O RING	1	
14	13295-34J00-000	.O RING	1	
15	13341-34J00-000	.JET, NEEDLE (0-3)	1	
16	13342-34J00-000	.HOLDER, JET	1	
17	13345-34J00-000	.JET, MAIN (135)	1	
18	13353-34J00-000	.JET, PILOT (12.5)	1	
19	13370-34J00-000	.NEEDLE ASSY	1	
20	13375-34J00-000	.CLIP	1	
21	13383-34J00-000	.NEEDLE, JET (A9)	1	
22	13387-47010-000	.RING	1	
23	13394-40D20-000	.E RING	1	
24	13411-34J00-000	.PLUNGER	1	
25	13418-34J00-000	.GUIDE HOLDER	1	
26	13471-34J00-000	.SPRING	1	
27	13500-34810-000	.PISTON VALVE ASSY	1	
28	13502-34J00-000	.DIAPHRAGM COVER	1	
29	13503-34J00-000	.SPRING	1	
30	13504-34J00-000	.SPRING	1	
31	13505-34J00-000	.HOLDER	1	
32	13506-34J00-000	.WASHER	1	
33	13580-34J00-000	.TPS	1	
34	13584-34J00-000	.SCREW	1	

FIG.130A

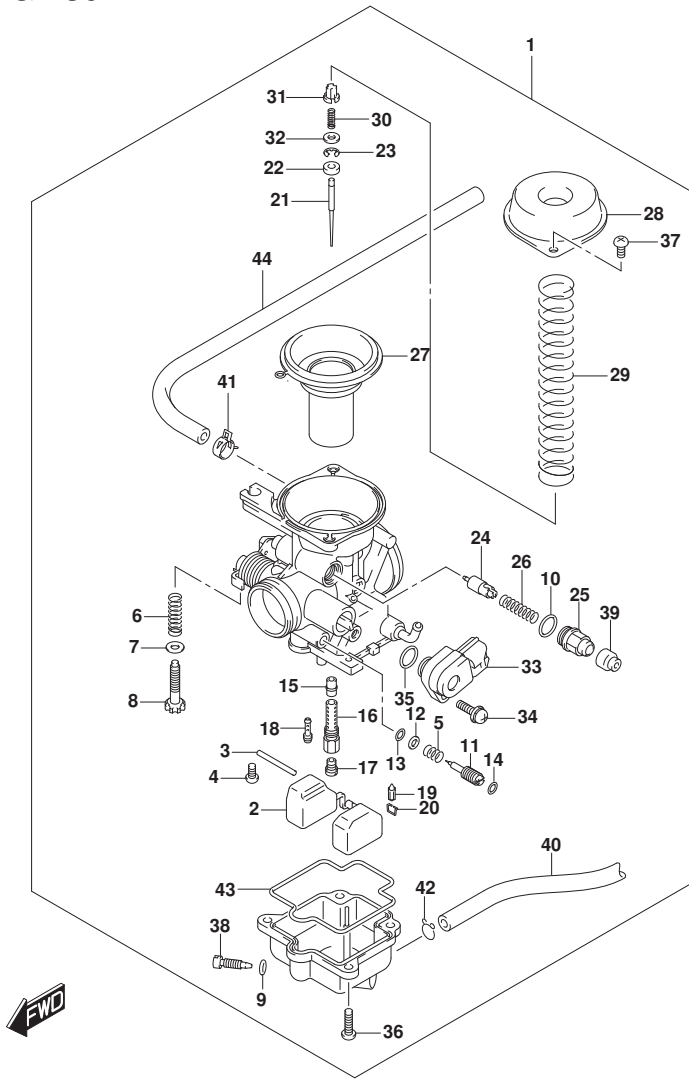


FIG.130A (1-B-14) CARBURETOR

REF NO.	PART NO.	DESCRIPTION	Q'TY	REMARKS
35	13585-34J00-000	.O RING	1	
36	13601-34J00-000	.SCREW	4	
37	13602-34J00-000	.SCREW	2	
38	13623-34J00-000	.SCREW	1	
39	13681-04010-000	.CAP	1	
40	13684-34J00-000	.HOSE (4X7X320)	1	
41	13692-34J00-000	.CLIP	1	
42	13692-34J10-000	.CLIP	1	
43	13696-34J00-000	.O RING	1	
44	13697-34J00-000	.HOSE (6X10X370)	1	

FIG.155A

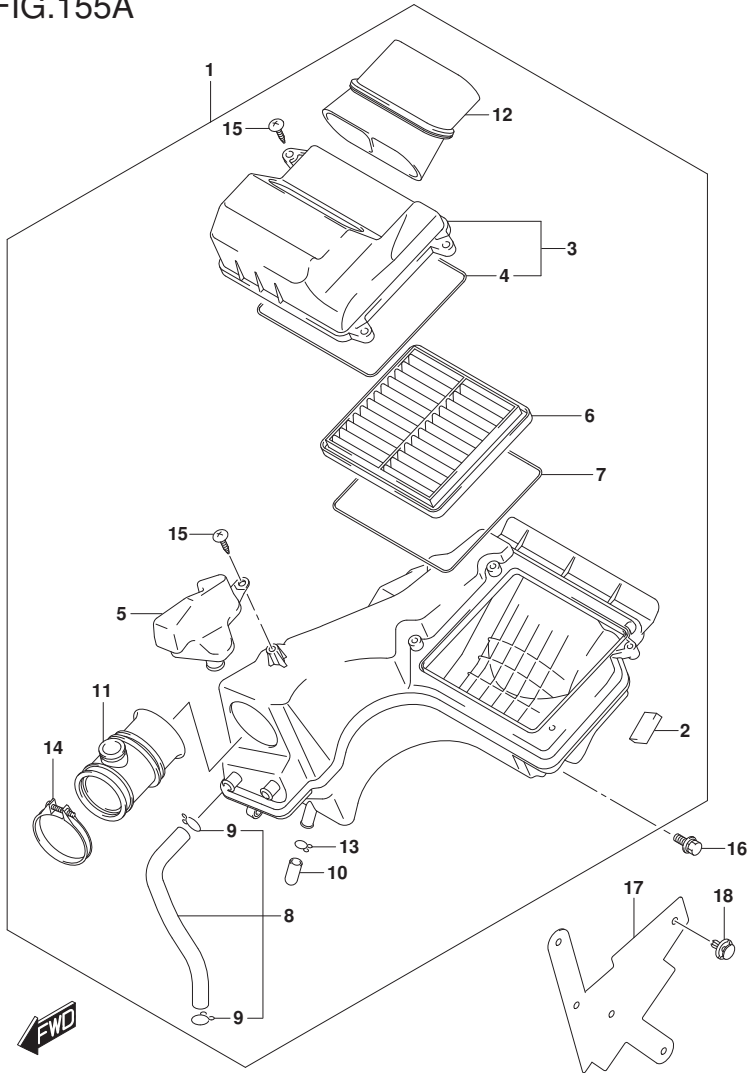


FIG.155A (1-B-15) AIR CLEANER

REF NO.	PART NO.	DESCRIPTION	Q'TY	REMARKS
1	13700-34J00-000	CLEANER ASSY, AIR	1	
2	13725-34J00-000	.CUSHION	2	
3	13740-34J00-000	.CAP, AIR CLEANER	1	
4	13746-34J00-000	.GASKET	1	
5	13761-34J00-000	.RESONATOR	1	
6	13780-34J00-000	.FILTER ASSY	1	
7	13746-34J00-000	.GASKET	1	
8	13850-34J00-000	.TUBE, BREATER	1	
9	09401-12305-000	.CLIP	2	
10	13878-10G00-000	.PLUG	1	
11	13881-34J00-000	.TUBE, OUTLET	1	
12	13891-34J00-000	.TUBE, INLET	1	
13	09401-14301-000	.CLIP	1	
14	09402-50208-000	.CLAMP	1	
15	03541-0520A-000	.SCREW	4	
16	01580-0616A-000	BOLT	2	
17	13841-34J00-000	SHEET, AIR CLEANER INLET	2	
18	09409-07350-000	CLIP	4	

FIG.163A

FIG.163A (1-C-2) MUFFLER

REF NO.	PART NO.	DESCRIPTION	Q'TY	REMARKS
1	14310-34J10-000	BODY, MUFFLER	1	
2	14181-14D10-000	GASKET, EXHAUST PIPE	1	
3	07130-0825A-000	BOLT	2	
4	14780-34J00-000	COVER, MUFFLER	1	
5	01550-0616A-000	BOLT	1	
6	09160-06503-000	WASHER (6.5X22X1.6)	1	
7	09180-06306-000	SPACER (6.5X9X5)	1	
8	09320-08L02-000	CUSHION	1	
9	14795-10FA0-000	GROMMET	2	
10	01550-0840B-000	BOLT	1	
11	01550-0840A-000	BOLT	2	
12	09180-08228-000	SPACER	3	
13	09320-12086-000	CUSHION	3	
14	09160-08149-000	WASHER (8.5X30X1.6)	3	
15	08319-3108A-000	NUT	2	
16	14791-34J10-000	COVER, MUFFLER RR	1	
17	09139-06198-000	SCREW (6X16)	2	
18	14795-10FA0-000	GROMMET	2	

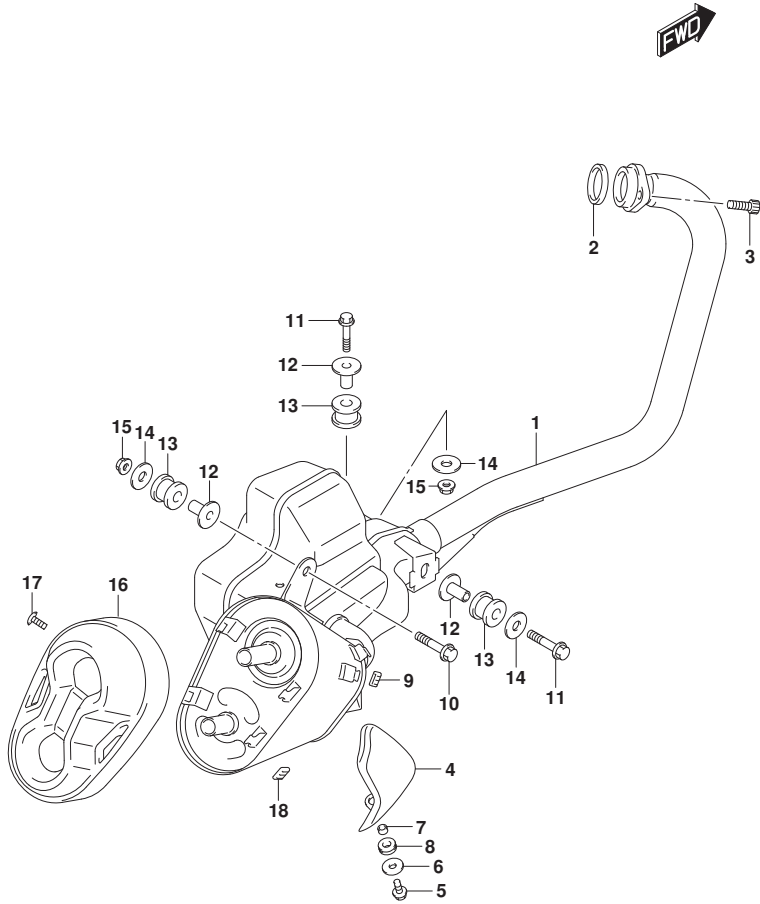




FIG.170A

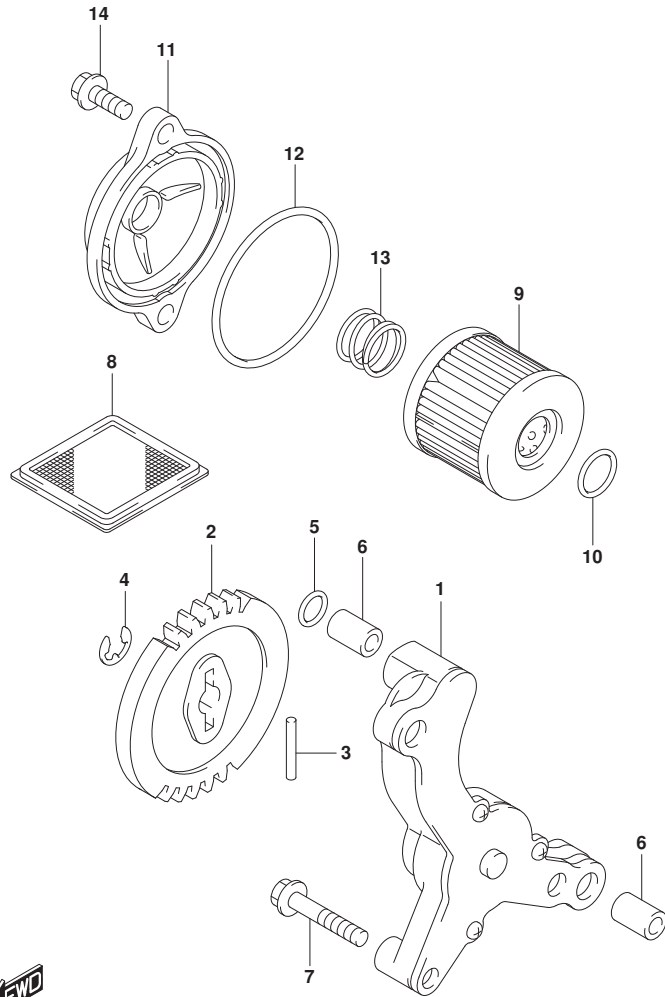


FIG.170A (1-C-3) OIL PUMP

REF NO.	PART NO.	DESCRIPTION	Q'TY	REMARKS
1	16400-34J00-000	PUMP ASSY, ENGINE OIL	1	
2	16331-34J00-000	GEAR, DRIVEN (NT:30)	1	
3	09261-02001-000	PIN (2.5X19.8)	1	
4	08332-11069-000	E RING	1	
5	09280-09013-000	O RING (D:1.9,ID:8.6)	1	OIL PUMP GALLERY
6	04211-09149-000	PIN	3	
7	01547-0630A-000	BOLT	3	
8	16520-09440-000	STRAINER, ENGINE OIL	1	
9-1	16510-33G00-000	FILTER, ENGINE OIL	1	PUROLATOR INDIA
9-2	16510-33G10-000	FILTER, ENGINE OIL	1	ELOFIC
10	09280-13010-000	O RING (D:1.9,ID:12.5)	1	
11	16512-34J00-000	CAP, OIL FILTER	1	
12	09280-54001-000	O RING (D:2.4,ID:52.6)	1	
13	16519-09J10-000	SPRING, OIL FILTER	1	
14	01547-0620B-000	BOLT	2	

FIG.189A

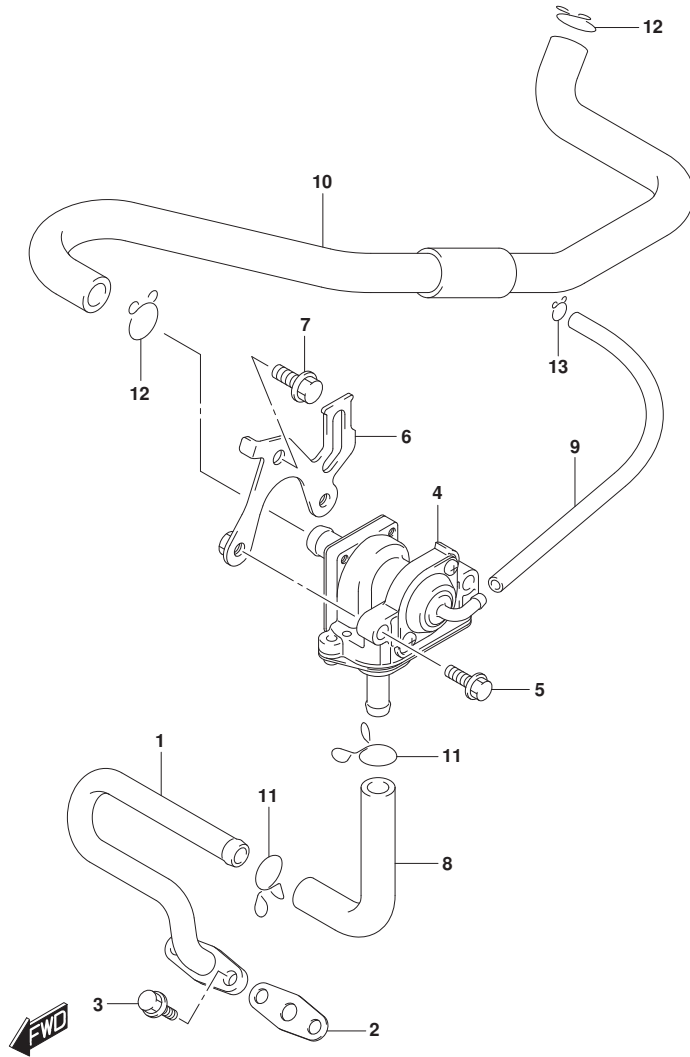


FIG.189A (1-C-4) 2ND AIR

REF NO.	PART NO.	DESCRIPTION	QTY	REMARKS
1	18410-34J00-000	PIPE, 2ND AIR	1	
2	18441-45C01-000	GASKET	1	
3	01547-0616A-000	BOLT	2	
4	18450-34G60-000	VALVE ASSY, 2ND AIR	1	
5	01550-0620A-000	BOLT	2	
6	18610-34J00-000	BRACKET	1	
7	01550-0612A-000	BOLT	1	
8	18461-34J10-000	HOSE, 2ND AIR VALVE	1	
9	09352-40704-270	HOSE	1	
10	18711-34J00-000	HOSE, 2ND AIR CLEANER	1	
11	09401-13409-000	CLIP	2	
12	09401-15101-000	CLIP	2	
13	09401-06102-000	CLIP	1	

FIG.201A

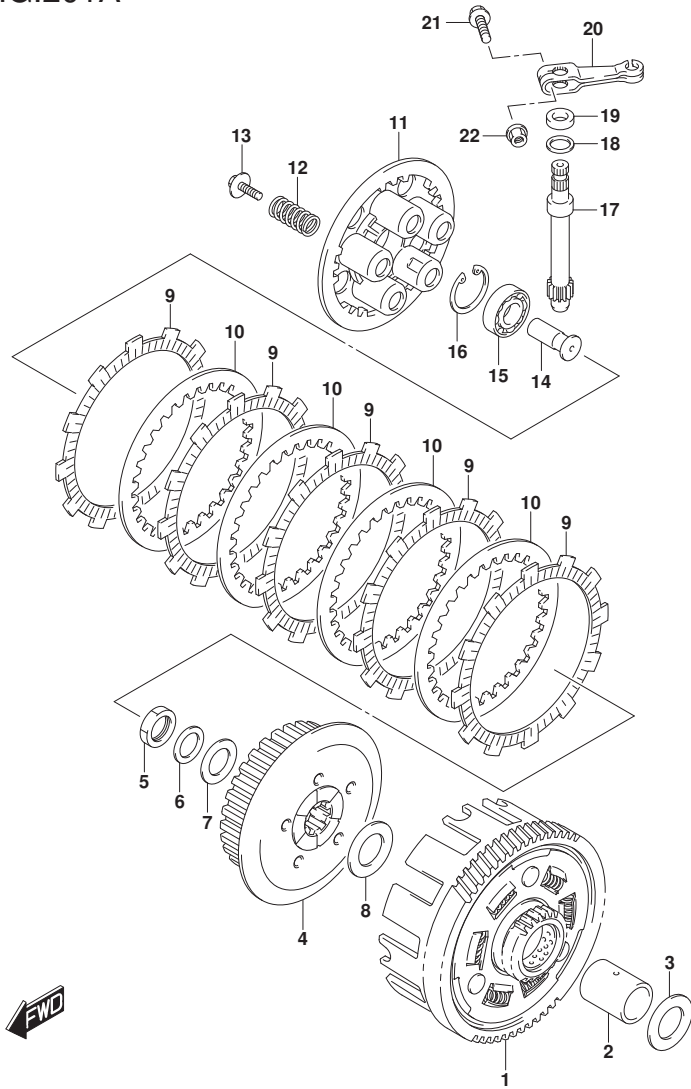


FIG.201A (1-C-5) CLUTCH

REF NO.	PART NO.	DESCRIPTION	Q'TY	REMARKS
1	21200-34J01-000	GEAR ASSY, PRIMARY DRIVEN (NT:19/70)	1	
2	21251-30H00-000	SPACER, PRIMARY DRIVEN GEAR	1	
3	08211-20353-000	WASHER	1	
4	21411-34J00-000	HUB, CLUTCH SLEEVE	1	
5	21414-30H00-000	NUT, CLUTCH SLEEVE HUB	1	
6	21143-34J00-000	WASHER, CLUTCH SLEEVE HUB WAVE	1	
7	08211-16281-000	WASHER	1	
8	08211-20353-000	WASHER	1	
9	21441-30H40-000	PLATE, CLUTCH DRIVE NO.1 (T:3.0)	5	
10	21451-28030-000	PLATE, CLUTCH DRIVEN (T:1.6)	4	
11	21462-34J00-000	DISC, CLUTCH PRESSURE	1	
12	09440-15040-000	SPRING	5	
13	21412-30H00-000	BOLT, CLUTCH SPRING	5	
14	23165-28G60-000	RACK, CLUTCH RELEASE	1	
15	08110-62000-000	BEARING	1	
16	08331-41309-000	CIRCLIP	1	
17-1	23261-13A10-000	PINION, CLUTCH RELEASE	1	
17-2	23261-13A30-000	PINION, CLUTCH RELEASE	1	
18	09160-12119-000	WASHER (12.5X17X1)	1	
19	09285-10007-000	OIL SEAL (10X17X5)	1	
20	23271-30H00-000	ARM, CLUTCH RELEASE	1	
21	01550-0625A-000	BOLT	1	
22	08316-1006A-000	NUT	1	

FIG.206A

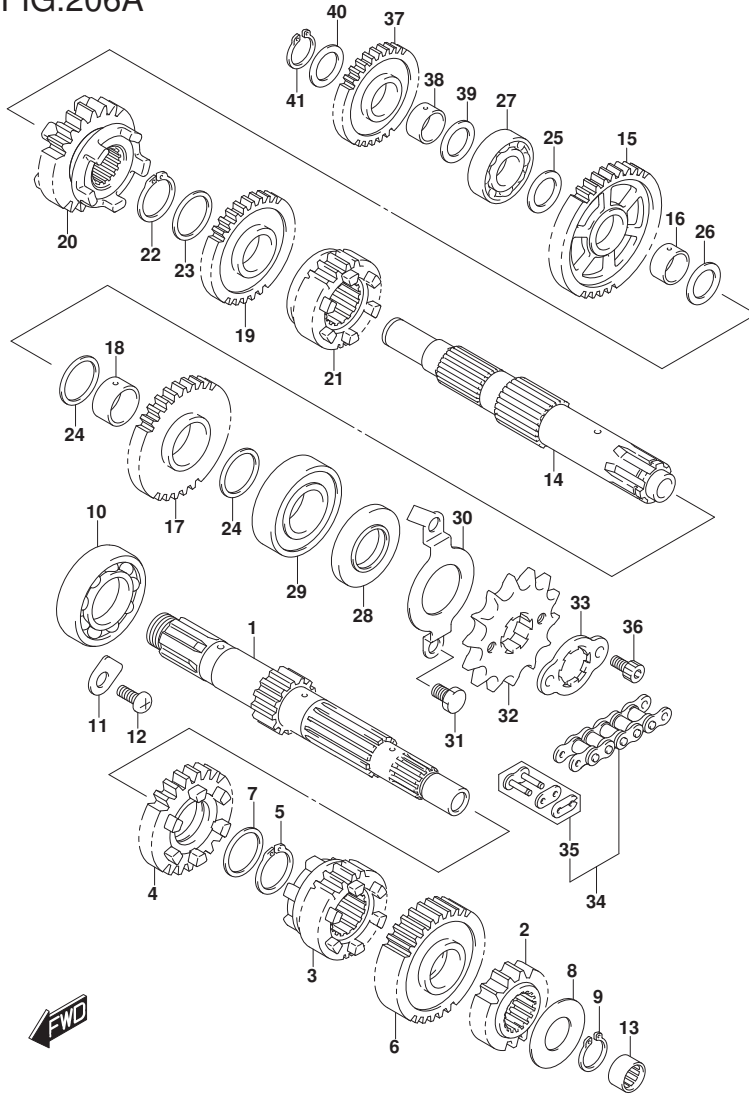


FIG.206A (1-C-6) TRANSMISSION

REF NO.	PART NO.	DESCRIPTION	Q'TY	REMARKS
1	24120-34J00-000	SHAFT, COUNTER (NT:12)	1	
2	24221-34J00-000	GEAR, 2ND DRIVE (NT:16)	1	
3	24231-34J10-000	GEAR, 3RD DRIVE (NT:20)	1	
4	24241-34J10-000	GEAR, 4TH DRIVE (NT:22)	1	
5	09380-20018-000	CIRCLIP	1	4TH DRIVE
6	24251-34J10-000	GEAR, 5TH DRIVE (NT:24)	1	
7	08211-20261-000	WASHER	1	4TH DRIVE
8	08211-14321-000	WASHER	1	2ND DRIVE
9	08331-31149-000	CIRCLIP	1	2ND DRIVE
10	08110-62040-000	BEARING	1	RH
11	24741-20A10-000	RETAINER, COUNTER BEARING	2	
12	02112-0612A-000	SCREW	2	
13-1	24132-34J10-000	BEARING, COUNTERSHAFT LH	1	
13-2	24132-34J20-000	BEARING, COUNTERSHAFT LH	1	
14	24130-34J00-000	SHAFT, DRIVE	1	
15	24311-34J00-000	GEAR, 1ST DRIVEN (NT:33)	1	
16	24312-34J00-000	BUSH, 1ST DRIVEN GEAR	1	
17	24321-34J00-000	GEAR, 2ND DRIVEN (NT:28)	1	
18	24322-34J00-000	BUSH, 2ND DRIVEN GEAR	1	
19	24331-34J10-000	GEAR, 3RD DRIVEN (NT:26)	1	
20	24341-34J00-000	GEAR, 4TH DRIVEN (NT:23)	1	
21	24351-34J10-000	GEAR, 5TH DRIVEN (NT:21)	1	
22	09380-20018-000	CIRCLIP	1	
23	08211-20261-000	WASHER	1	3RD DRIVEN
24	08211-20261-000	WASHER	2	2ND DRIVEN
25	08211-15242-000	WASHER	1	1ST DRIVEN,RH
26	08211-17241-000	WASHER	1	1ST DRIVEN,LH
27	08110-62020-000	BEARING	1	RH
28	09283-20066-000	OIL SEAL	1	
29	08120-62040-000	BEARING, LH	1	
30	24751-34J00-000	RETAINER, DRIVE SHAFT	1	
31	01500-0610A-000	BOLT	2	

FIG.206A

FIG.206A (1-C-7) TRANSMISSION

REF NO.	PART NO.	DESCRIPTION	Q'TY	REMARKS
32	27511-30H20-000	SPROCKET, ENGINE (NT:15)	1	
33	27512-05310-000	WASHER, SPROCKET	1	
34	27600-30H40-132	CHAIN ASSY (R428NOR x132)	1	
35	27620-30H40-000	JOINT SET, CHAIN	1	
36	07130-0610A-000	BOLT	2	
37	26261-34J00-000	GEAR, KICK STARTER IDLE (NT:26)	1	
38	24312-26H10-000	BUSH, KICK STARTER IDLE GEAR	1	
39	08211-15242-000	WASHER	1	
40	08211-15242-000	WASHER	1	
41	08331-31159-000	CIRCLIP	1	

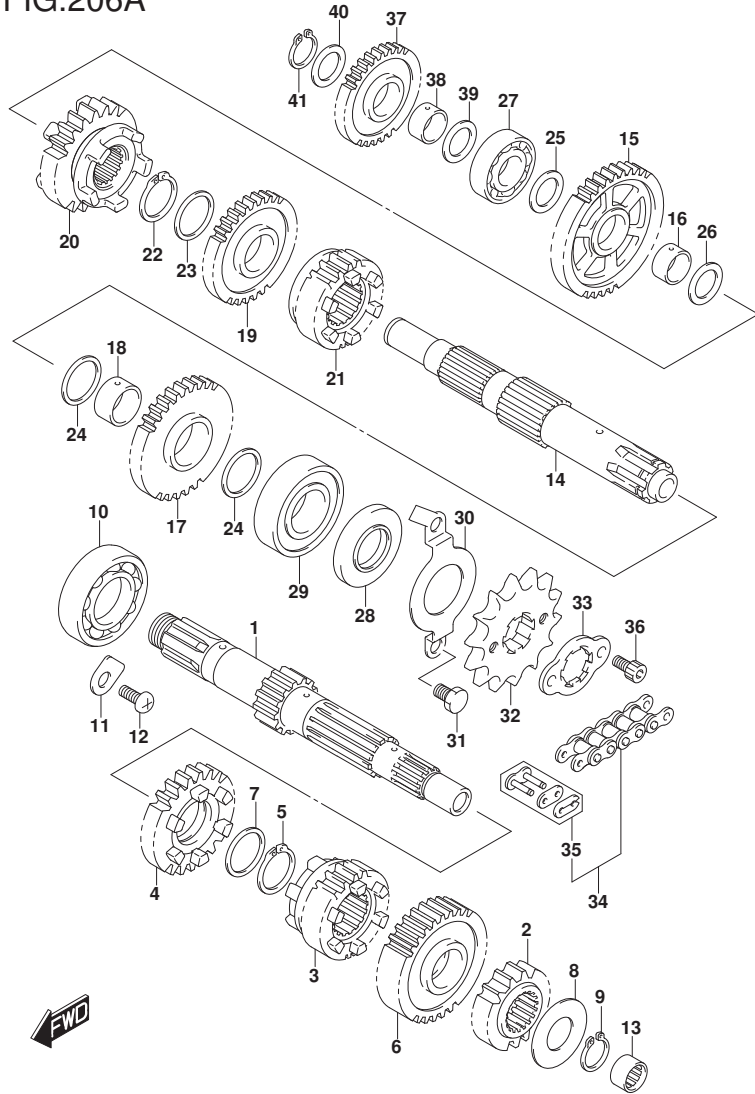


FIG.212A

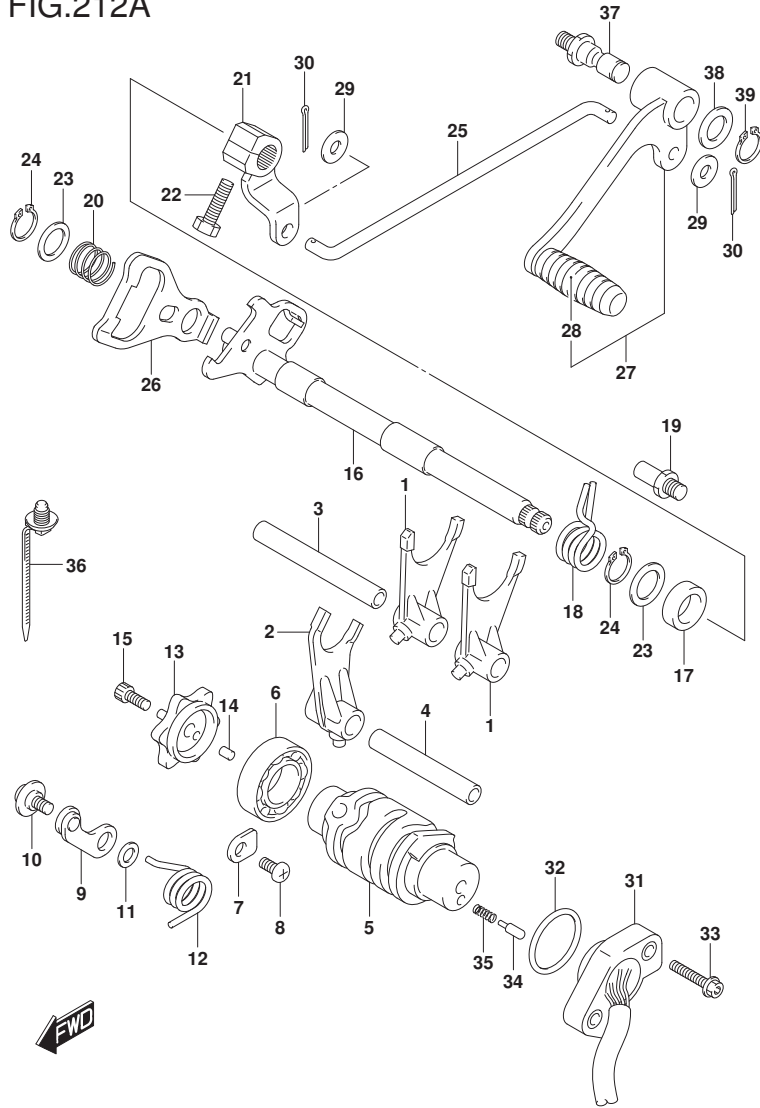


FIG.212A (1-C-8) GEAR SHIFTING

REF NO.	PART NO.	DESCRIPTION	Q'TY	REMARKS
1	25211-34J10-000	FORK, GEAR SHIFTING NO.1	2	
2	25231-34J10-000	FORK, GEAR SHIFTING NO.3	1	
3	25411-34J00-000	SHAFT, GEAR SHIFT FORK NO.1	1	
4	25421-34J00-000	SHAFT, GEAR SHIFT FORK NO.2	1	
5	25311-34J00-000	CAM, GEAR SHIFT	1	
6	08110-69050-000	BEARING	1	
7	24741-20A10-000	RETAINER, SHIFT CAM, R BEARING	2	
8	02112-0612A-000	SCREW	2	
9	25350-34J10-000	STOPPER, CAM	1	
10	25357-34J00-000	BOLT, GEAR SHIFT CAM STOPPER	1	
11	08211-06121-000	WASHER	1	
12	25355-34J10-000	SPRING	1	
13	25381-34J00-000	PLATE, GEAR SHIFT CAM	1	
14	04221-04089-000	PIN	1	
15	07130-0616A-000	BOLT	1	
16	25510-34J00-000	SHAFT, GEAR SHIFTING	1	
17	09283-14011-000	OIL SEAL (14X22X6)	1	
18	25518-34J00-000	SPRING, SHIFT SHAFT RETURN	1	
19	25671-28G00-000	STOPPER, ARM	1	
20	25515-34J00-000	SPRING,GEAR SHIFT PLATE RETURN	1	
21	25520-34J10-000	ARM, GEAR SHIFT LINK	1	
22	25616-28G00-000	BOLT, SHIFT LEVER	1	
23	09181-14167-000	SHIM (14X22X1)	2	
24	08331-31149-000	CIRCLIP	2	
25	25525-34J00-000	ROD, GEAR SHIFT LINK	1	
26	25512-28G10-000	PLATE, GEAR SHIFT CAM DRIVE	1	
27	25600-34J00-000	LEVER ASSY, GEAR SHIFTING	1	
28	25652-05J00-000	.RUBBER	1	
29	25617-30H10-000	WASHER,GEAR SHIFT LINK ROD	2	
30	04111-2015A-000	COTTER PIN	2	

FIG.212A

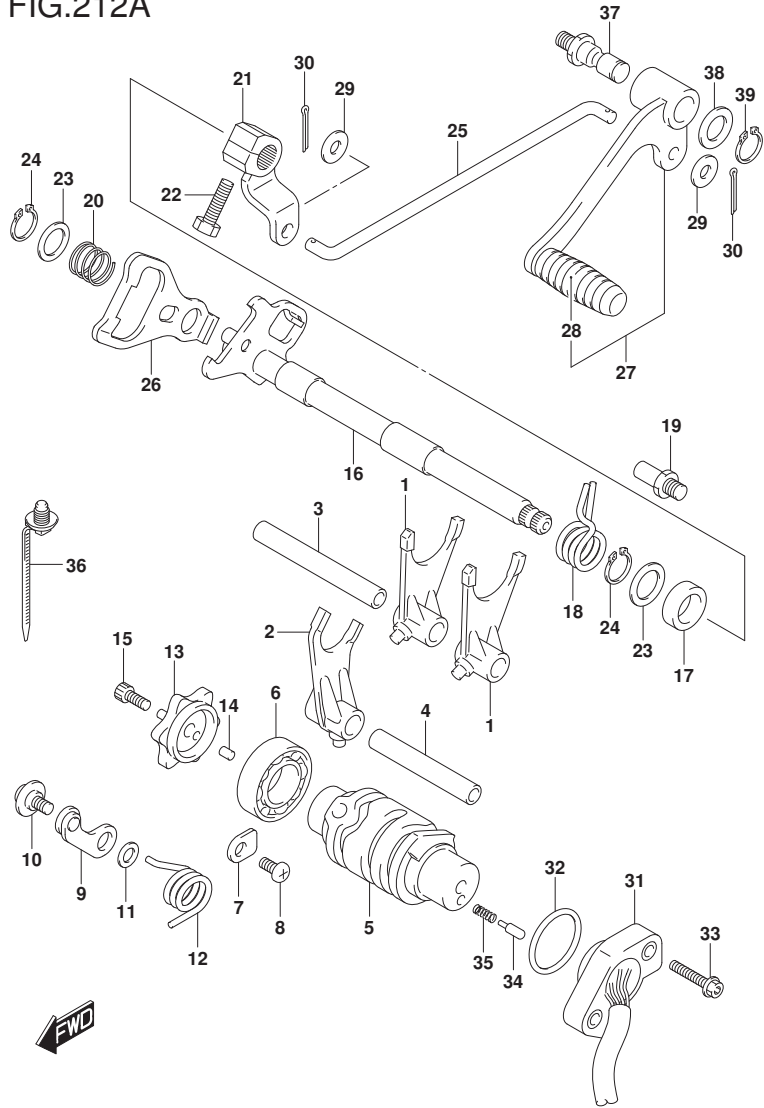


FIG.212A (1-C-9) GEAR SHIFTING

REF NO.	PART NO.	DESCRIPTION	Q'TY	REMARKS
31	37720-34J00-000	BASE ASSY, GEAR TERM	1	
32	09280-26005-000	O RING (D:2.4, ID:26.2)	1	
33	07120-0520A-000	BOLT	2	
34	09209-05011-000	PIN (5X15.5)	1	
35	09440-04010-000	SPRING	1	
36	09407-15L01-000	CLAMP (L:170)	1	
37	25617-03F20-000	SHAFT, GEAR SHIFT LEVER	1	
38	09160-12011-000	WASHER (12.5X20X1)	1	
39	08331-3112A-000	CIRCLIP	1	

FIG.240A

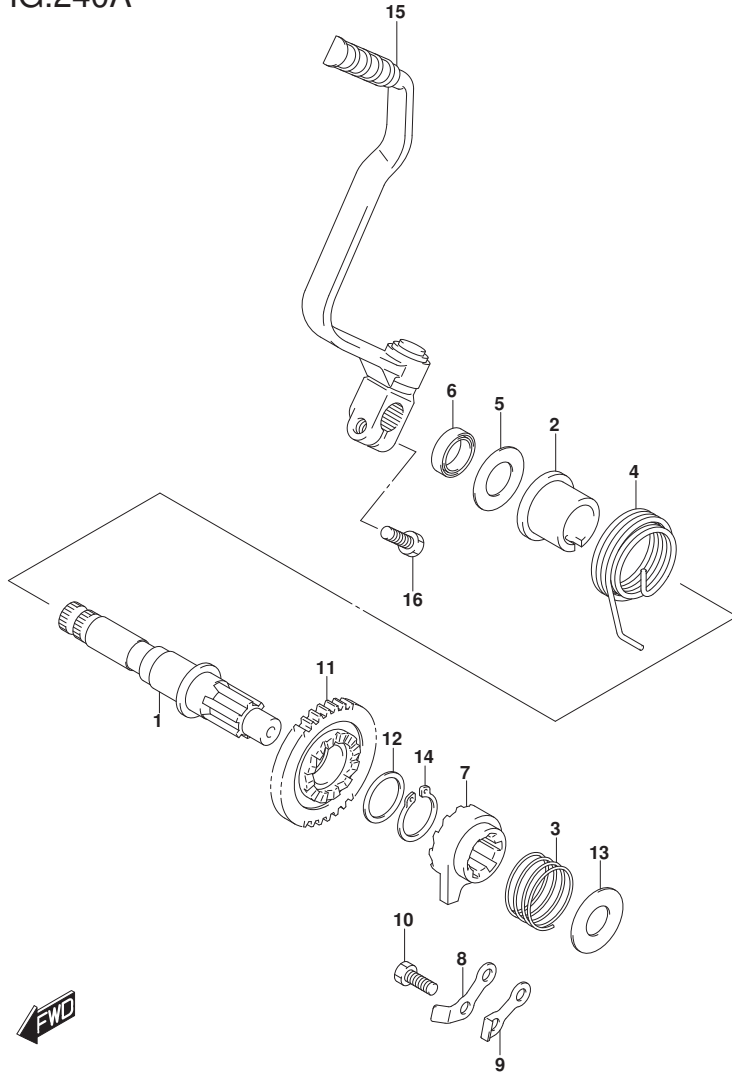


FIG.240A (1-C-10) KICK STARTER

REF NO.	PART NO.	DESCRIPTION	Q'TY	REMARKS
1	26211-34J00-000	SHAFT, KICK STARTER	1	
2	26221-34J00-000	GUIDE, KICK STARTER SHAFT SPR	1	
3	09440-30007-000	SPRING	1	
4	26212-34J00-000	SPRING, KICK SHAFT RETURN	1	
5	09160-18039-000	WASHER (18X36X1.5)	1	
6	09283-16L02-000	SEAL (15X24X7)	1	
7	26231-34J00-000	STARTER, KICK	1	
8	26232-09401-000	GUIDE, KICK STARTER	1	
9	26233-09400-000	STOPPER, KICK STARTER	1	
10	01500-0616A-000	BOLT	2	
11	26241-34J10-000	GEAR, KICK STARTER DRIVE (NT:30)	1	
12	09181-20139-000	SHIM (20X26X1)	1	
13	08211-14321-000	WASHER	1	
14	08331-3120A-000	CIRCLIP	1	
15	26300-34J00-000	LEVER ASSY, KICK STARTER	1	
16	26314-30H00-000	BOLT, KICK STARTER	1	



FIG.301A

FIG.301A (1-C-11) STARTING MOTOR

REF NO.	PART NO.	DESCRIPTION	QTY	REMARKS
1	31100-34J00-000	MOTOR ASSY, STARTING	1	
2	31130-34J00-000	.BRUSH TERMINAL SET	1	
3	31132-34J00-000	.BRUSH HOLDER SET	1	
4	31143-34J00-000	.O RING	1	
5	31150-34J00-000	.FRONT BRACKET	1	
6	31156-34J00-000	.O RING	1	
7	31170-34J00-000	.REAR BRACKET	1	
8	31172-34J00-000	.THRUST WASHER	1	
9	31183-34J00-000	.O RING	2	
10	31264-34J00-000	.SEAL	2	
11	31280-34J00-000	.BOLT SET	1	
12	01547-0625B-000	BOLT	2	
13	08361-3506A-000	NUT	1	

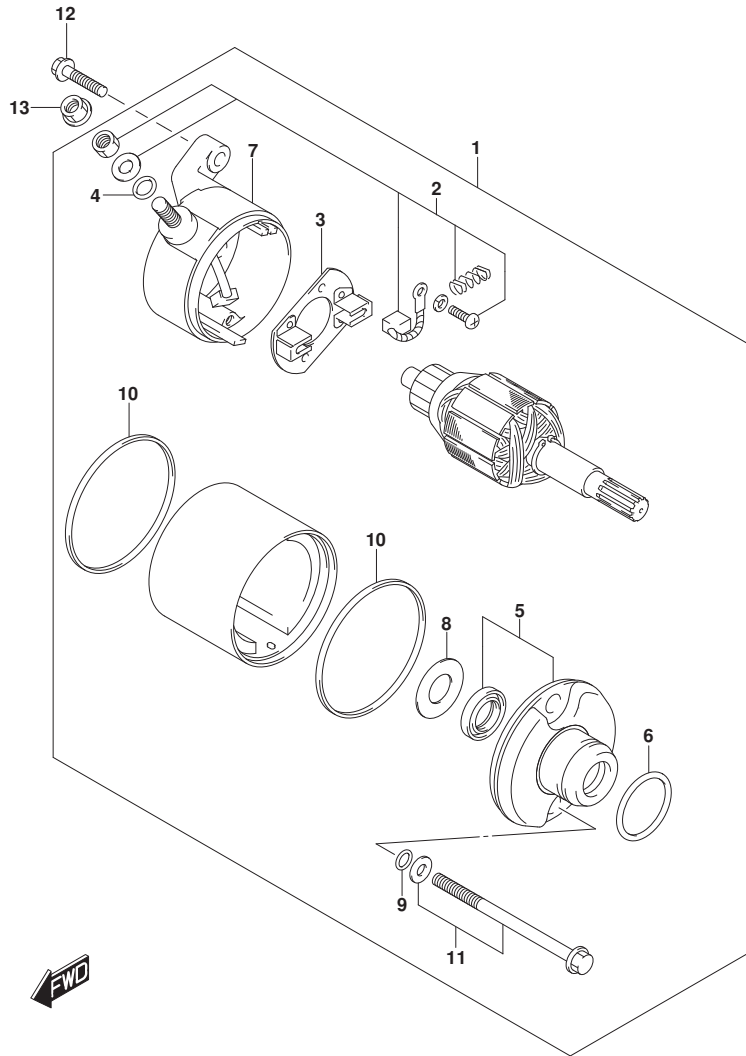


FIG.303A

FIG.303A (1-C-12) MAGNETO

REF NO.	PART NO.	DESCRIPTION	QTY	REMARKS
1	32101-34J00-000	STATOR ASSY, MAGNETO	1	
2	32102-34J00-000	ROTOR ASSY, MAGNETO	1	
3	32371-16H00-000	CLAMP, STATOR LEAD	1	
4	07130-0512B-000	BOLT	2	SENSOR
5	07130-0530B-000	BOLT	3	STATOR
6	08316-1014B-000	NUT	1	
7	08341-31039-000	KEY	1	

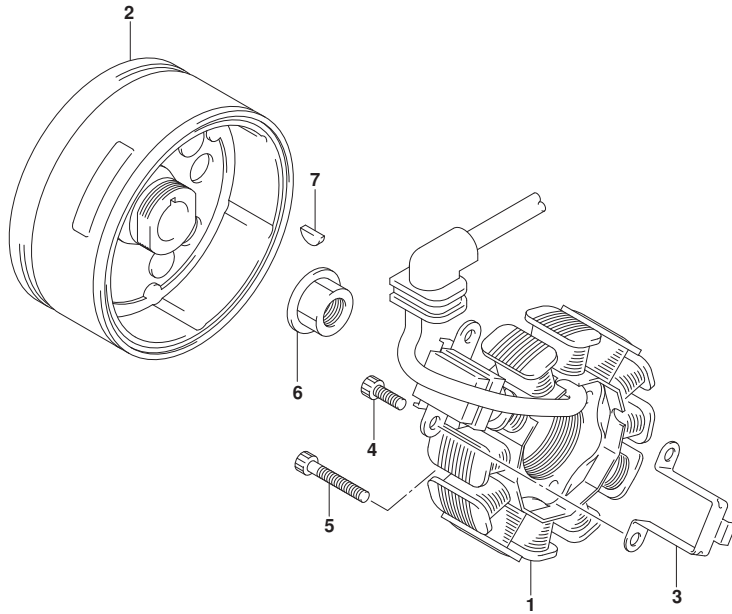


FIG.310A

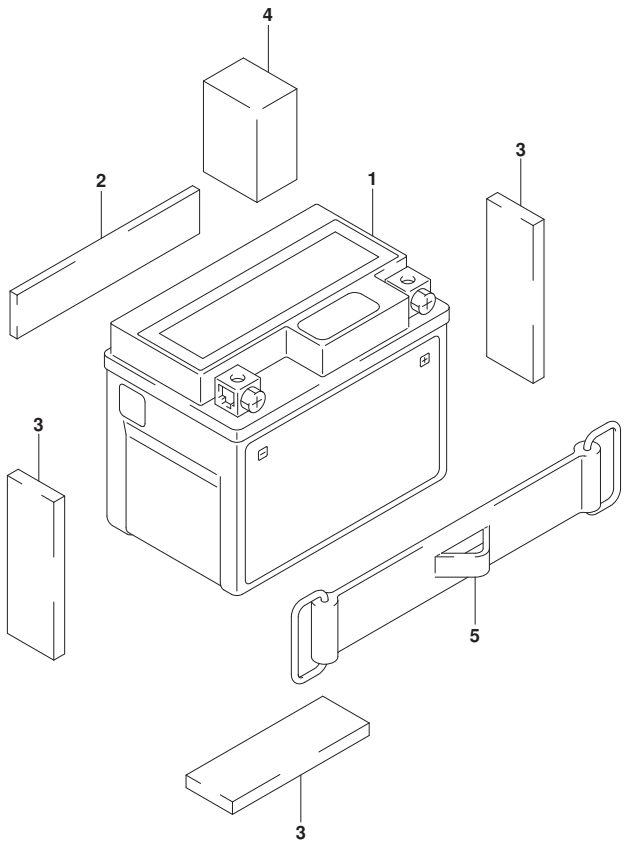


FIG.310A (1-C-13) BATTERY

REF NO.	PART NO.	DESCRIPTION	Q'TY	REMARKS
1-1	33610-39J00-000	BATTERY (ETZ-4,12V3AH)	1	EXIDE
1-2	33610-39J10-000	BATTERY (ATZ4L,12V3AH)	1	AMCO
2	33652-29100-000	PROTECTOR	1	
3	33652-34J00-000	PROTECTOR, BATTERY	3	
4	33652-34J10-000	PROTECTOR, BATTERY	1	
5	33651-34J00-000	BAND	1	



FIG.312A

FIG.312A (1-C-14) ELECTRICAL

REF NO.	PART NO.	DESCRIPTION	Q'TY	REMARKS
1	31800-34J00-000	RELAY, STARTING MOTOR	1	
2	08361-3506A-000	NUT	2	
3	32800-34J00-000	RECTIFIER ASSY	1	
4	01547-0630B-000	BOLT	2	
5	09160-06060-000	WASHER	2	
6	09180-06325-000	SPACER (6.2X8.4X6.9)	2	
7	08316-1006B-000	NUT	2	
8	32900-34J00-000	CDI UNIT	1	
9	09280-63003-000	O RING (D:3.5,ID:62.6)	1	
10	33410-34J00-000	COIL ASSY, IGNITION	1	
11	01547-0616A-000	BOLT	2	
12	33510-34J00-000	CAP, SPARK PLUG	1	
13	33541-30H00-000	SEAL, SPARK PLUG	1	
14	33542-30H00-000	SEAL, HIGH TENSION CORD	1	

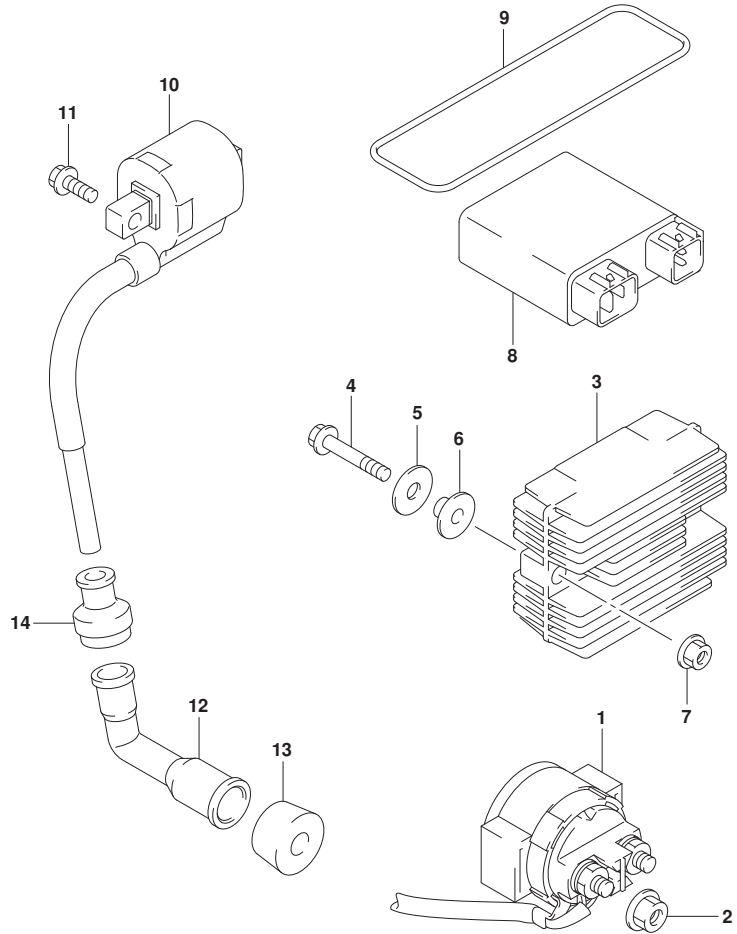


FIG.330A

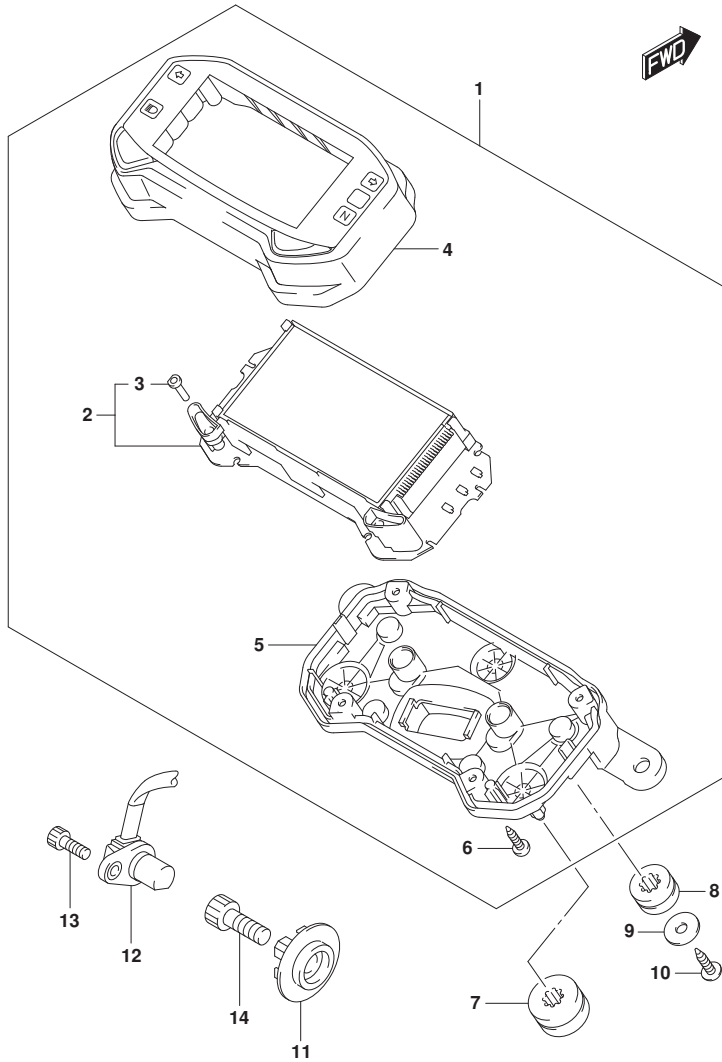


FIG.330A (1-C-15) SPEEDOMETER

REF NO.	PART NO.	DESCRIPTION	Q'TY	REMARKS
1	34100-34J00-000	SPEEDMETER ASSY	1	
2	34120-34J00-000	.SPEEDOMETER	1	
3	34124-34J00-000	..KNOB	2	
4	34150-34J00-000	.CASE, UPPER	1	
5	34111-34J00-000	.CASE, LOWER	1	
6	34383-10B00-000	.SCREW	6	
7	34189-30H30-000	CUSHION, SPEEDOMETER	2	
8	34189-34J00-000	CUSHION, SPEEDOMETER	1	
9	09160-04026-000	WASHER (4.5X16X1.2)	1	
10	03541-0416A-000	SCREW	1	
11	34981-25G00-000	ROTOR, SPEED	1	
12-1	34990-30H00-000	SENSOR, SPEED	1	JNS
12-2	34990-34J00-000	SENSOR, SPEED	1	STAR
13	07130-0512B-000	BOLT	1	
14	07130-0816B-000	BOLT	1	

FIG.333A

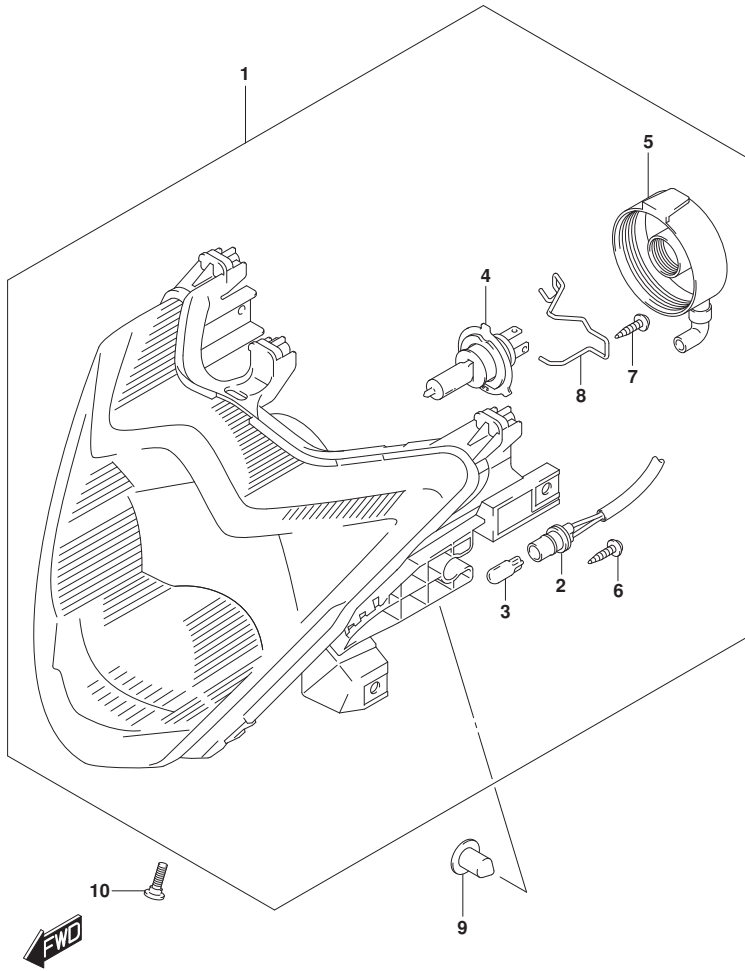


FIG.333A (1-D-2) HEADLAMP

REF NO.	PART NO.	DESCRIPTION	Q'TY	REMARKS
1	35100-34J30-000	HEADLAMP ASSY	1	
2	36618-12345-000	.CORD ASSY	1	
3	09471-12216-000	.BULB (12V5W)	1	
4	09471-12101-000	.BULB (12V,35/35W)	1	
5	35174-34J00-000	.COVER, SOCKET	1	
6	35181-0412B-000	.SCREW	2	
7	35183-34J00-000	.SCREW	1	
8	35186-25J00-000	.SPRING	1	
9	51831-30H00-000	CUSHION, COWLING BRACE	2	
10	35151-23J00-000	SCREW, HEADLAMP	1	

FIG.334A

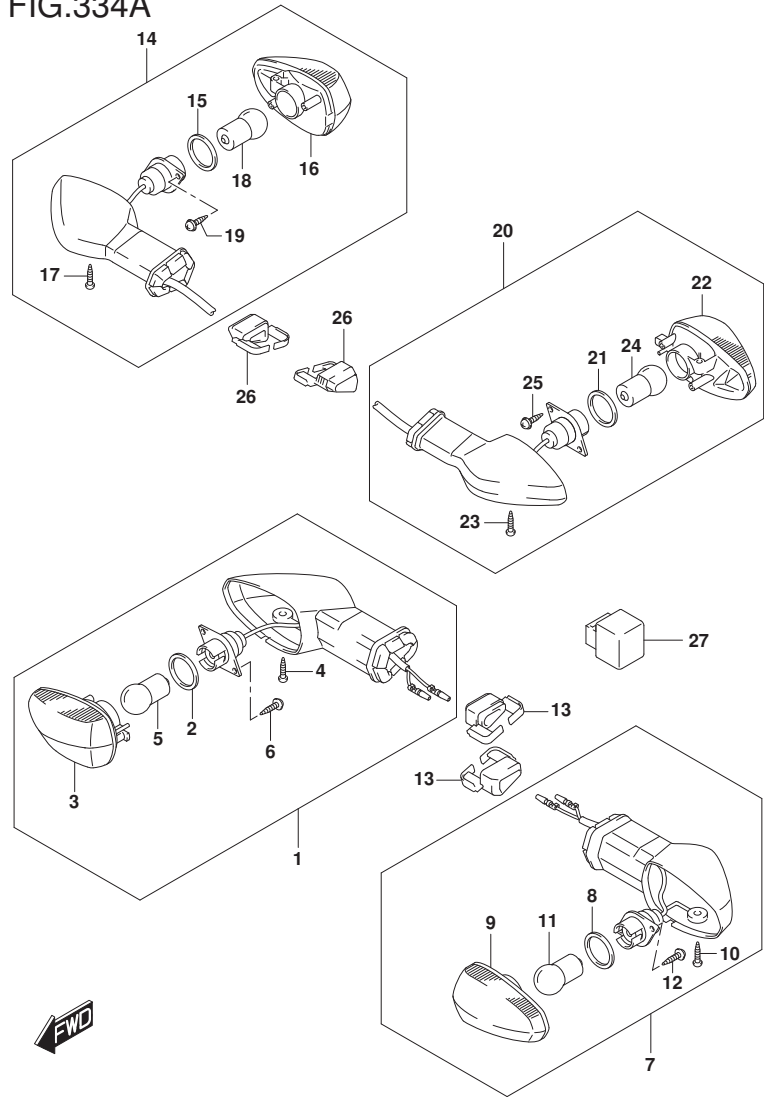


FIG.334A (1-D-3) TURN SIGNAL LAMP

REF NO.	PART NO.	DESCRIPTION	Q'TY	REMARKS
1	35601-34J10-000	LAMP ASSY, FR TURN SIGNAL RH	1	
2	35613-34J00-000	.GASKET	1	
3	35614-34J10-000	.LAMP UNIT	1	
4	35623-34J10-000	.SCREW	1	
5	09471-12226-000	.BULB (12V,10W)	1	AMBER
6	35623-34J20-000	.SCREW	2	
7	35602-34J10-000	LAMP ASSY, FR TURN SIGNAL LH	1	
8	35613-34J00-000	.GASKET	1	
9	35634-34J10-000	.LAMP UNIT	1	
10	35623-34J10-000	.SCREW	1	
11	09471-12226-000	.BULB (12V,10W)	1	AMBER
12	35623-34J20-000	.SCREW	2	
13	35629-34J00-000	PLATE, TURN SIGNAL	2	
14	35603-34J10-000	LAMP ASSY, RR TURN SIGNAL RH	1	
15	35613-34J00-000	.GASKET	1	
16	35634-34J10-000	.LAMP UNIT	1	
17	35623-34J10-000	.SCREW	1	
18	09471-12226-000	.BULB (12V,10W)	1	AMBER
19	35623-34J20-000	.SCREW	2	
20	35604-34J10-000	LAMP ASSY, RR TURN SIGNAL LH	1	
21	35613-34J00-000	.GASKET	1	
22	35614-34J10-000	.LAMP UNIT	1	
23	35623-34J10-000	.SCREW	1	
24	09471-12226-000	.BULB (12V,10W)	1	AMBER
25	35623-34J20-000	.SCREW	2	
26	35629-34J00-000	PLATE, REAR TURN SIGNAL	2	
27	38610-23J10-000	RELAY ASSY, TURN SIGNAL	1	

FIG.339A

FIG.339A (1-D-4) REAR COMBINATION LAMP

REF NO.	PART NO.	DESCRIPTION	Q'TY	REMARKS
1	35710-34J01-000	LAMP ASSY, REAR COMBINATION	1	
2	35716-34J00-000	.RUBBER	1	
3	47155-30H00-000	SCREW, FRAME COVER RR	1	
4	03541-0516A-000	SCREW	2	
5	35910-16G71-000	LAMP ASSY, LICENSE	1	
6	35912-30H01-000	.LENS	1	
7	35913-30H00-000	.GASKET	1	
8	35917-30H00-000	.COVER	1	
9	35926-30H00-000	.WASHER	2	
10	09471-12216-000	.BULB (12V5W)	1	
11	03211-04203-000	.SCREW	2	
12	09160-05501-000	WASHER (5.5X20X1.2)	2	
13	03541-0520A-000	SCREW	2	
14	09407-14407-000	CLAMP (L:145)	1	
15	35970-28G00-000	REFLEX REFLECTOR RR	1	
16	08316-1005B-000	NUT	1	

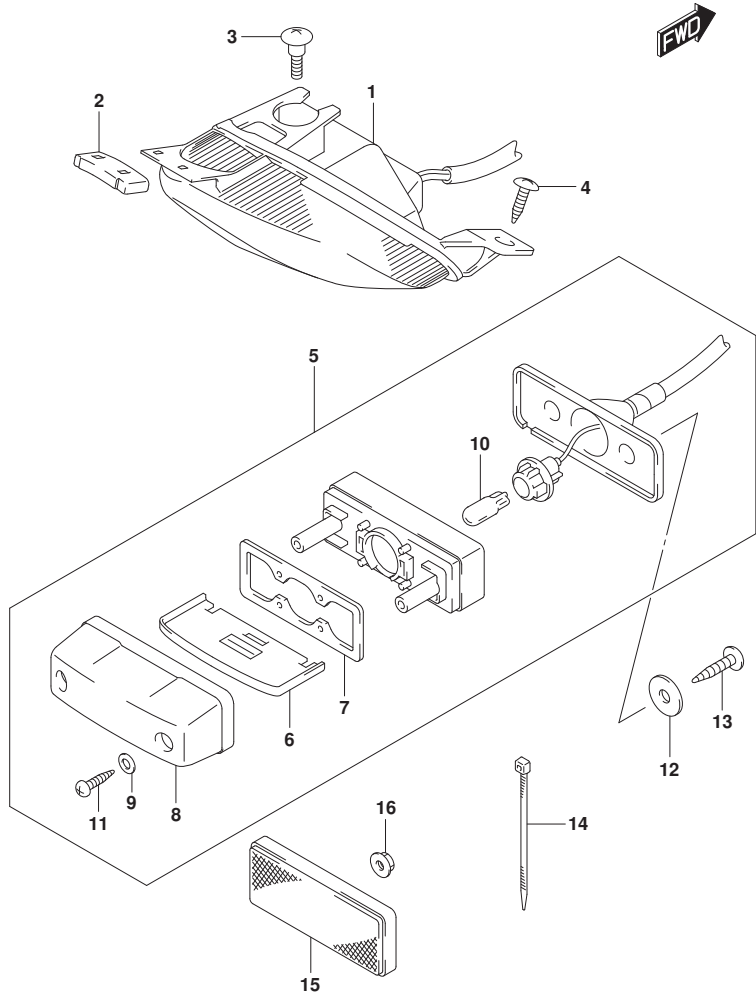




FIG.350A

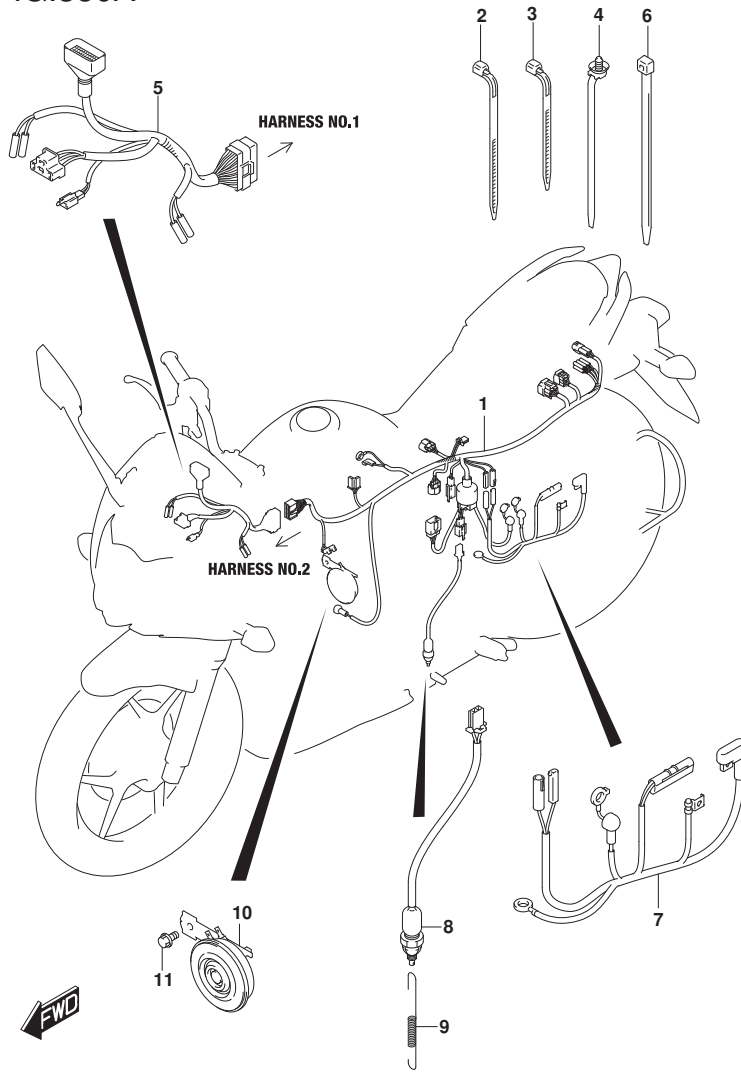


FIG.350A (1-D-5) WIRING HARNESS

REF NO.	PART NO.	DESCRIPTION	Q'TY	REMARKS
1	36610-34J50-000	HARNESS, WIRING	1	
2	36990-70F20-000	CLAMP	4	
3	09407-14L01-000	CLAMP (L:125)	1	
4	09407-15L01-000	CLAMP (L:170)	1	
5	36620-34J10-000	HARNESS, WIRING NO.2	1	
6	09407-14407-000	CLAMP (L:145)	1	
7	33820-34J20-000	WIRE, BATTERY PLUS LEAD	1	
8	37740-34J10-000	SWITCH ASSY, STOP LAMP	1	
9	43232-34J00-000	SPRING	1	
10	38500-34J20-000	HORN ASSY	1	
11	01550-0610B-000	BOLT	1	

FIG.352A

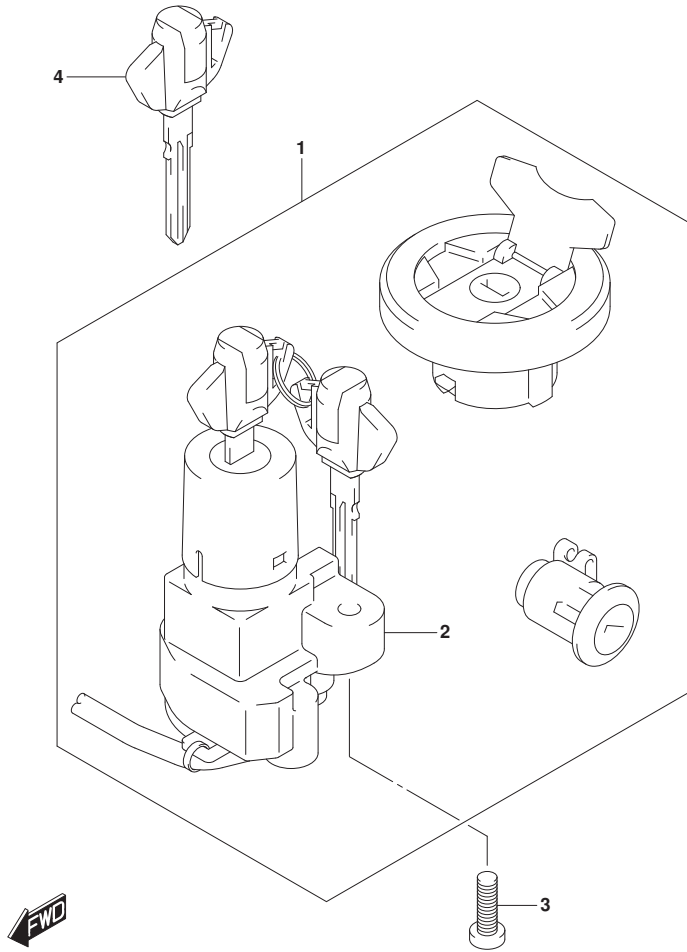


FIG.352A (1-D-6) LOCK SET

REF NO.	PART NO.	DESCRIPTION	Q'TY	REMARKS
1	37000-34860-000	LOCK SET	1	
2	37100-34J20-000	.LOCK ASSY, STEERING	1	
3	37152-30H00-000	BOLT, STEERING LOCK	1	
4	37146-34J20-000	KEY, BLANK	1	OPT

FIG.355A

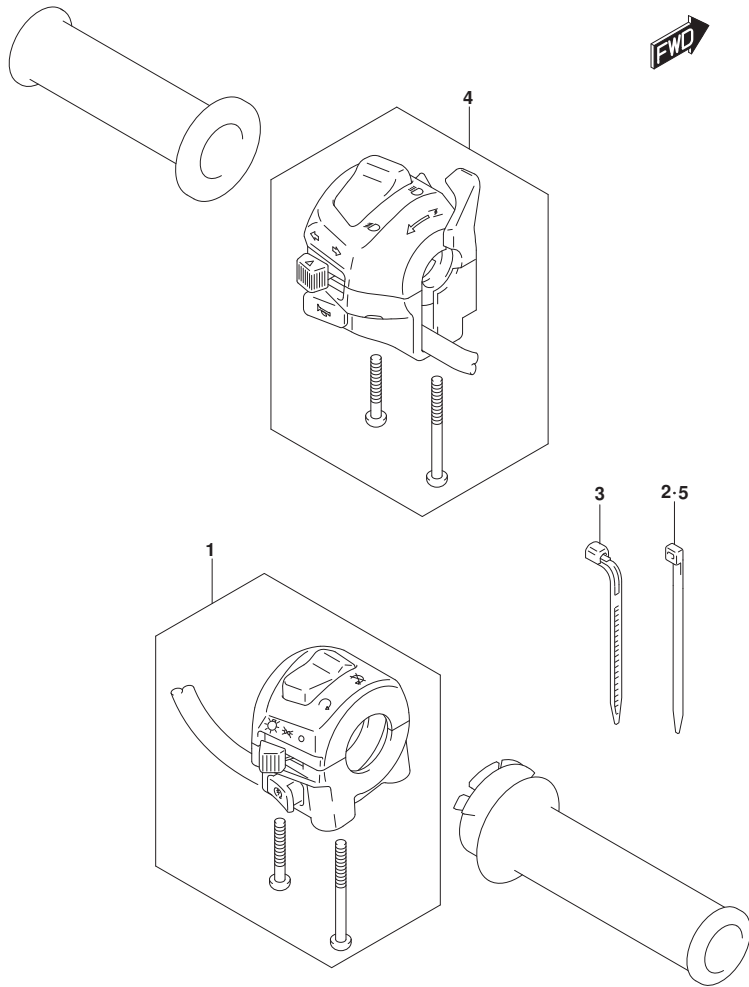


FIG.355A (1-D-7) HANDLE SWITCH

REF NO.	PART NO.	DESCRIPTION	Q'TY	REMARKS
1	37200-34J30-000	SWITCH ASSY, HANDLE RH	1	
2	09407-14407-000	CLAMP (L:145)	1	
3	09407-25L02-000	CLAMP (L:235)	1	
4	37400-34J20-000	SWITCH ASSY, HANDLE LH	1	
5	09407-14407-000	CLAMP (L:145)	1	

FIG.401A

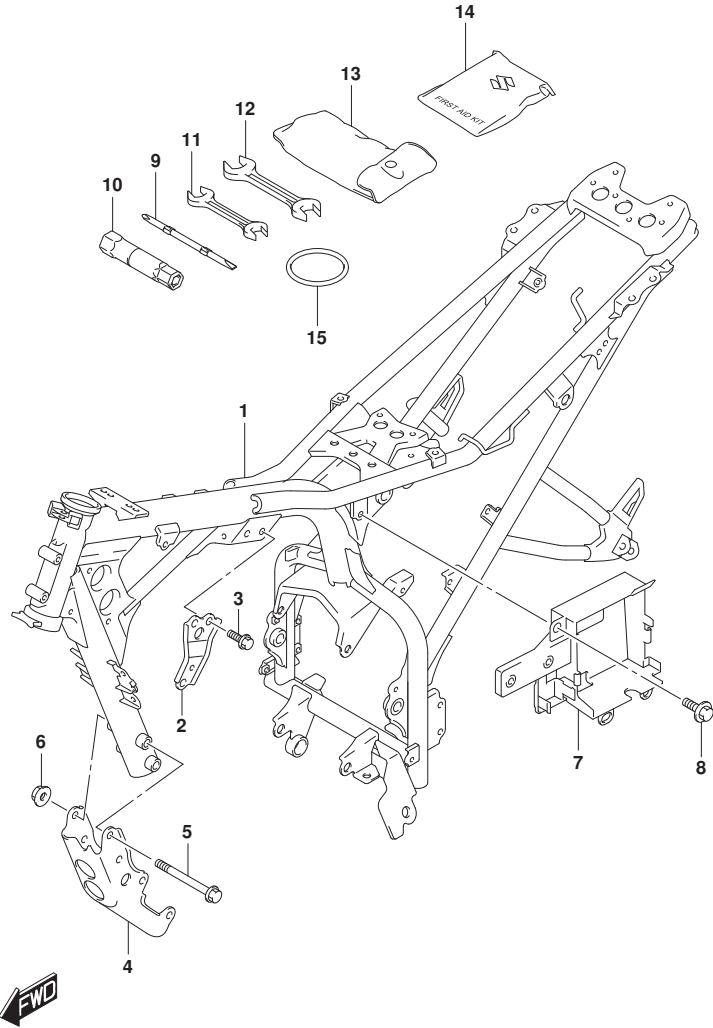


FIG.401A (1-D-8) FRAME

REF NO.	PART NO.	DESCRIPTION	Q'TY	REMARKS
1	41100-34J40-000	FRAME	1	
2	41991-34J00-000	PLATE, ENG MTG UPPER	1	
3	01550-0816A-000	BOLT	2	
4	41990-34J00-000	BRACKET, ENG MTG LOWER	1	
5	41933-34J00-000	BOLT, ENG MTG LOWER	2	
6	08319-3110B-000	NUT	2	
7	41542-34J00-000	HOLDER, BATTERY	1	
8	09111-06063-000	BOLT	3	
9	96412-33G50-000	DRIVER (+)(-)	1	
10	96414-33G50-000	SPANNER, BOX (16)	1	
11	96513-23J00-000	SPANNER, OPEN (10X12)	1	
12	96513-23J10-000	SPANNER, OPEN (14X17)	1	
13	96511-34J00-000	BAG, TOOL	1	
14	94990-28G10-000	SET, FIRST AID	1	
15	47435-34J00-000	BAND, TOOL	1	

FIG.407A

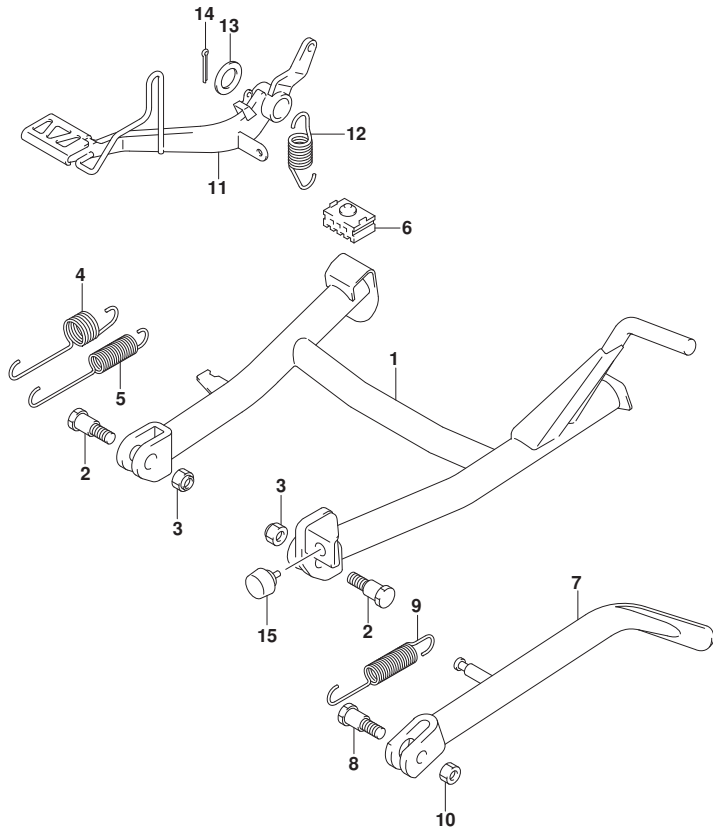


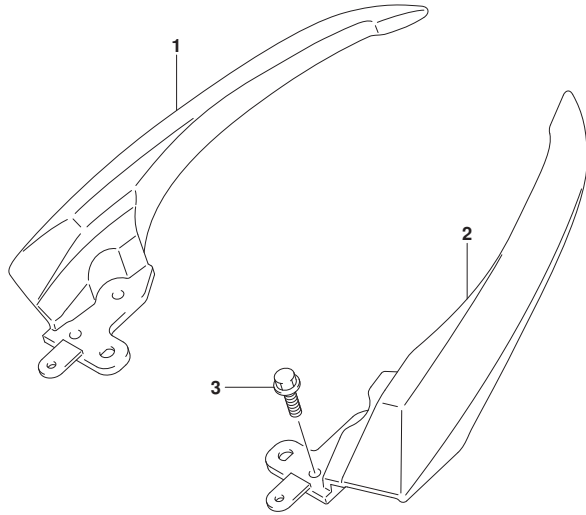
FIG.407A (1-D-9) STAND

REF NO.	PART NO.	DESCRIPTION	Q'TY	REMARKS
1	42100-34J20-000	STAND, CENTER	1	
2	09111-10047-000	BOLT (10X30)	2	
3	08319-2110B-000	NUT	2	
4	42241-34J00-000	SPRING, CENTER STAND NO.1	1	
5	42242-34J00-000	SPRING, CENTER STAND NO.2	1	
6	42278-34J00-000	STOPPER, CENTER STAND	1	
7	42310-34J20-000	STAND, PROP	1	
8	42411-33G10-000	BOLT (10X33)	1	
9	09443-15033-000	SPRING	1	
10	08319-2110B-000	NUT	1	
11	43110-34J10-000	PEDAL, BRAKE	1	
12	43211-23J00-000	SPRING	1	
13	09160-15002-000	WASHER (15.5X26X2.3)	1	
14	04111-3025A-000	COTTER PIN	1	
15	42272-09J00-000	CUSHION, CENTER STAND	1	

FIG.410A

**FIG.410A (1-D-10) PILLION RIDER HANDLE (GSX150FDEAL6 P74)**

REF NO.	PART NO.	DESCRIPTION	Q'TY		REMARKS
1-1	46231-34J00-YPA	HANDLE, PILLION RIDER RH (WHITE)	1		FOR A8D
1-2	46231-34J00-YVB	HANDLE, PILLION RIDER RH (BLACK)	1		FOR AR4
2-1	46211-34J00-YPA	HANDLE, PILLION RIDER LH (WHITE)	1		FOR A8D
2-2	46211-34J00-YVB	HANDLE, PILLION RIDER LH (BLACK)	1		FOR AR4
3	01550-0825A-000	BOLT	4		



COLOR : AR4=YVB(BLACK),PGZ(GRAY)  
: A8D=YPA(WHITE),PGZ(GRAY)



FIG.410B

**FIG.410B (1-D-11) PILLION RIDER HANDLE (GSX150FDZAL6 P74)**

REF NO.	PART NO.	DESCRIPTION	Q'TY	REMARKS
1	46231-34J00-YSF	HANDLE, PILLION RIDER RH (BLUE)	1	
2	46211-34J00-YSF	HANDLE, PILLION RIDER LH (BLUE)	1	
3	01550-0825A-000	BOLT	4	

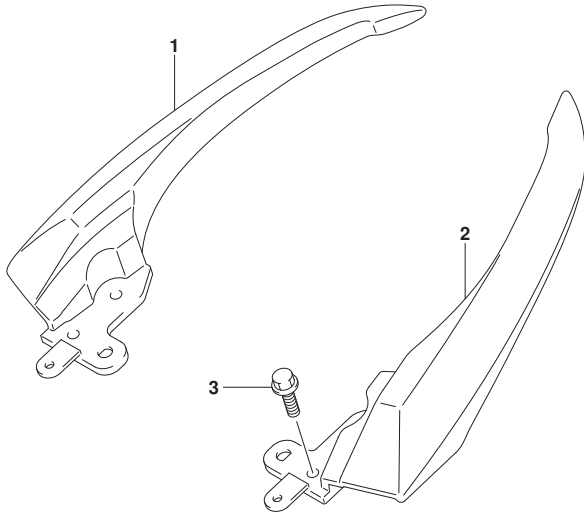


FIG.415A

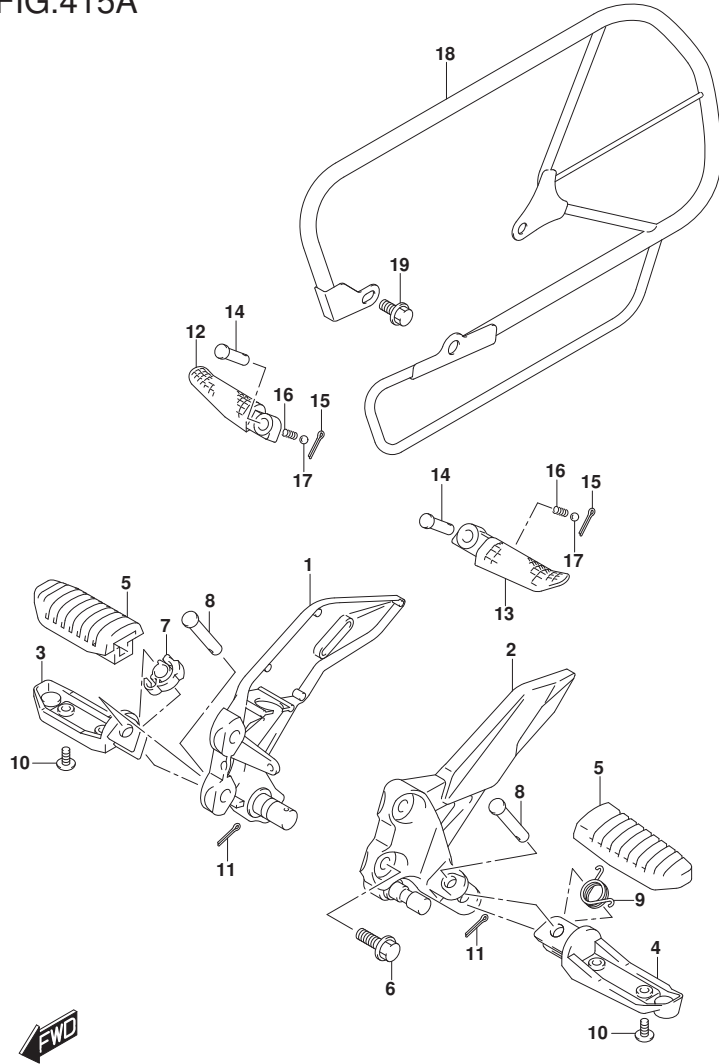


FIG.415A (1-D-12) FOOTREST

REF NO.	PART NO.	DESCRIPTION	Q'TY	REMARKS
1	43510-34J11-000	BRACKET, FOOTREST RH	1	
2	43521-34J00-000	BRACKET, FOOTREST LH	1	
3	43571-34J00-000	BAR, FRONT FOOTREST RH	1	
4	43581-34J00-000	BAR, FRONT FOOTREST LH	1	
5	43550-44G30-000	RUBBER, FOOTREST	2	
6	01550-0825A-000	BOLT	4	
7	43532-34J00-000	STOPPER, FR FOOTREST BAR	1	
8	43529-34J00-000	PIN	2	
9	09448-16033-000	SPRING	1	
10	02142-0512B-000	SCREW	4	
11	04111-2515A-000	PIN	2	
12	43611-37H00-000	BAR, PILLION FOOTREST RH	1	
13	43621-37H00-000	BAR, PILLION FOOTREST LH	1	
14	43529-34J10-000	PIN, PILLION FOOTREST	2	
15	09385-08003-000	PIN	2	
16	09440-05003-000	SPRING	2	
17	06111-07004-000	BALL	2	
18	43680-48H10-000	GUARD, REAR SIDE	1	
19	01550-0812B-000	BOLT	3	



FIG.420A

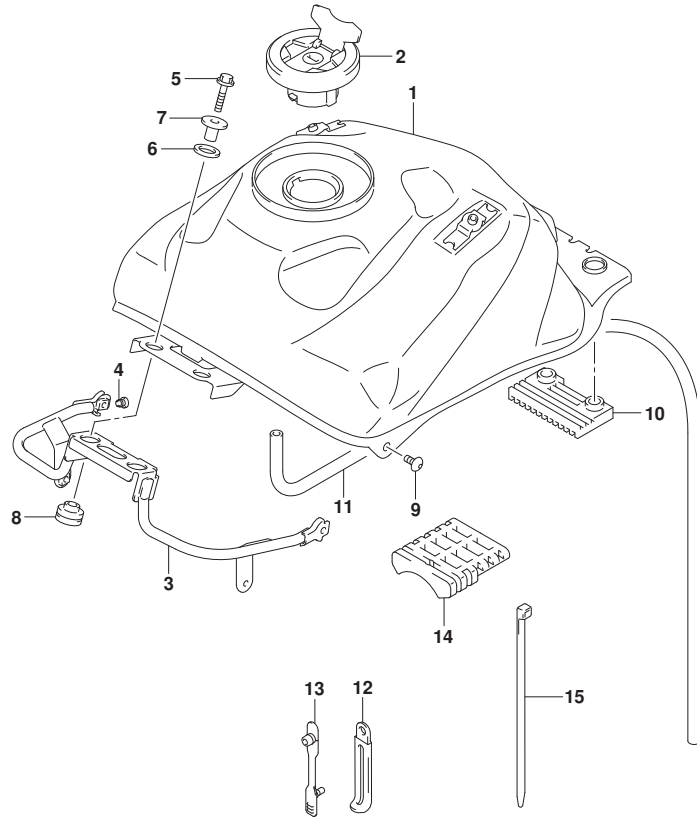


FIG.420A (1-D-13) FUEL TANK

REF NO.	PART NO.	DESCRIPTION	Q'TY	REMARKS
1	44100-34J10-000	TANK ASSY, FUEL	1	
2	44200-34J10-000	CAP ASSY, FUEL TANK	1	
3	44520-34J20-000	BRACE, FUEL TANK FRONT	1	
4	44515-34J10-000	CUSHION, FUEL TANK FR BRACE	2	
5	01550-0630A-000	BOLT	2	
6	44512-34J10-000	CUSHION, FUEL TANK FRONT	2	
7	44514-34J00-000	SPACER, FUEL TANK FRONT	2	
8	44511-34J10-000	CUSHION, FUEL TANK FRONT LOWER	2	
9	09139-06139-000	SCREW (6X16)	2	
10	44542-34J10-000	CUSHION, FUEL TANK REAR LOWER	1	
11	44423-34J01-000	HOSE, FUEL TANK DRAIN	1	
12	09404-06429-000	CLAMP (L:45)	1	
13	09407-05406-000	CLAMP (L:118)	1	
14	44541-34J10-000	CUSHION, FUEL TANK CENTER	1	
15	44549-34J00-000	CLAMP, FUEL TANK CUSHION CENTER	1	

FIG.421A

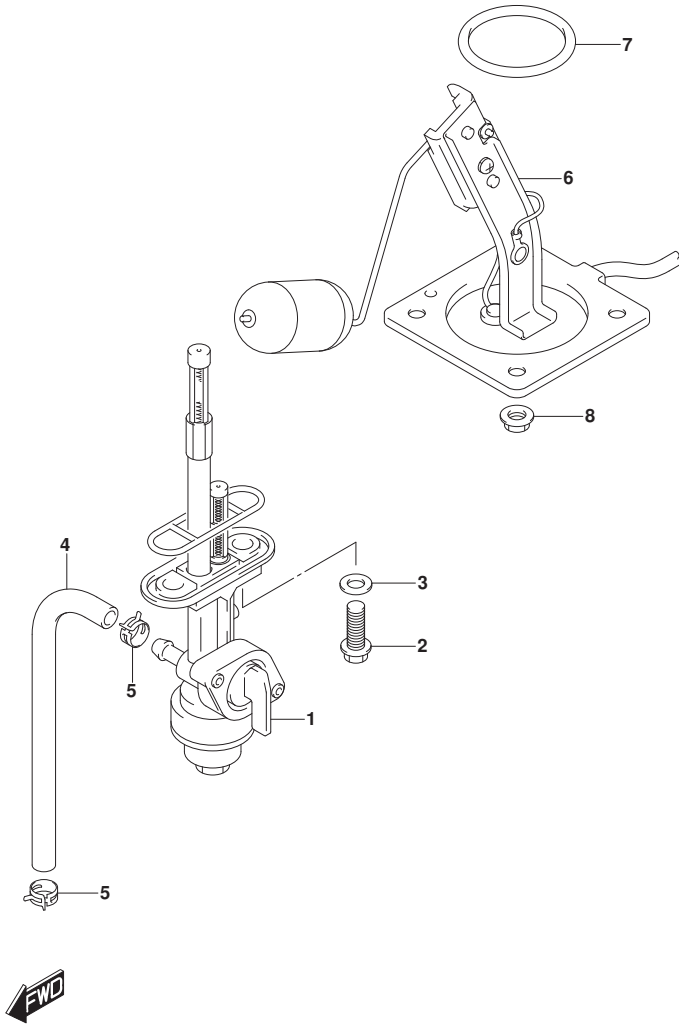


FIG.421A (1-D-14) FUEL COCK

REF NO.	PART NO.	DESCRIPTION	Q'TY	REMARKS
1	44300-05J10-000	COCK ASSY, FUEL	1	
2	01547-0620A-000	BOLT	2	
3	44366-23J00-000	GASKET	2	
4	44421-34J00-000	HOSE, FUEL UPPER	1	
5	09401-09L03-000	CLIP	2	
6	34810-34J00-000	GAUGE ASSY, FUEL LEVEL	1	
7	34825-28G00-000	O RING, FUEL LEVEL SENDER	1	
8	08316-1006B-000	NUT	4	

FIG.423A

FIG.423A (1-D-15) FUEL TANK COVER (GSX150FDEAL6 P74)

REF NO.	PART NO.	DESCRIPTION	Q'TY	REMARKS
1-1	44192-34J00-YPA	COVER, FUEL TANK RH (WHITE)	1	FOR A8D
1-2	44192-34J00-YVB	COVER, FUEL TANK RH (BLACK)	1	FOR AR4
2-1	44193-34J00-YPA	COVER, FUEL TANK LH (WHITE)	1	FOR A8D
2-2	44193-34J00-YVB	COVER, FUEL TANK LH (BLACK)	1	FOR AR4
3-1	44191-34J00-YPA	COVER, FUEL TANK CENTER (WHITE)	1	FOR A8D
3-2	44191-34J00-YVB	COVER, FUEL TANK CENTER (BLACK)	1	FOR AR4
4	44513-34J00-000	BOLT, FUEL TANK COVER	12	
5	47349-34J00-000	NUT, FUEL TANK COVER	9	
6	44211-34J01-000	COVER, FUEL TANK CAP	1	
7	44271-34J01-000	CUSHION, FUEL TANK COVER	2	
8	44281-34J00-000	CUSHION, FUEL TANK SIDE	2	
9	44282-34J01-000	CUSHION, FUEL TANK COVER CTR	1	
10	44295-34J00-000	RUBBER, FUEL TANK COVER	1	
11	44284-34J00-000	PROTECTOR, FUEL TANK COV NO.1 RH	1	
12	44285-34J00-000	PROTECTOR, FUEL TANK COV NO.1 LH	1	

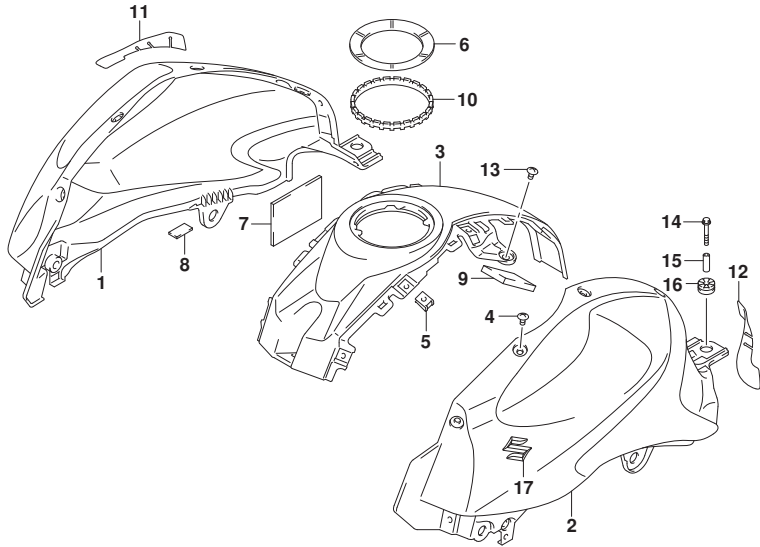
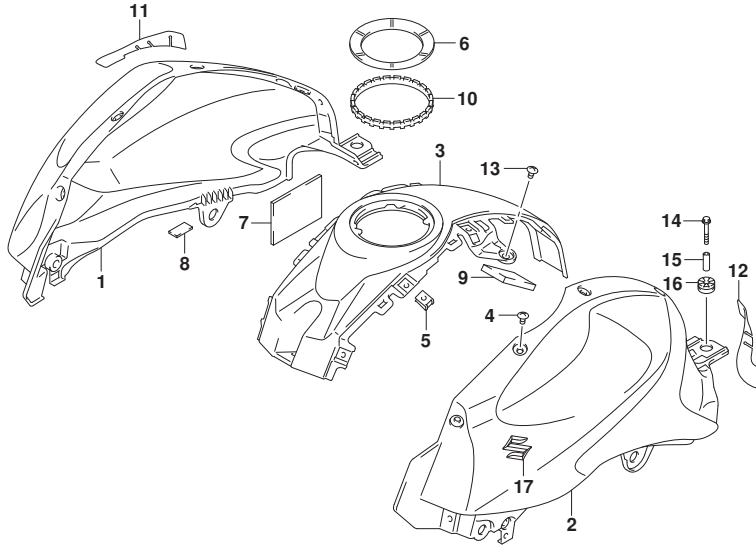


FIG.423A

FIG.423A (1-E-2) FUEL TANK COVER (GSX150FDEAL6 P74)

REF NO.	PART NO.	DESCRIPTION	Q'TY	REMARKS
13	02142-0608A-000	SCREW	2	
14	01550-0640A-000	BOLT	2	
15	09180-06222-000	SPACER (6.2X10X30)	2	
16	44543-34J10-000	CUSHION, FUEL TANK REAR UPPER	2	
17	68111-34J10-000	EMBLEM,S	2	



COLOR : AR4=YVB(BLACK),PGZ(GRAY)  
 : A8D=YPA(WHITE),PGZ(GRAY)



FIG.423B

FIG.423B (1-E-3) FUEL TANK COVER (GSX150FDZAL6 P74)

REF NO.	PART NO.	DESCRIPTION	Q'TY	REMARKS
1	44192-34J10-YSF	COVER, FUEL TANK RH (BLUE)	1	
2	44193-34J10-YSF	COVER, FUEL TANK LH (BLUE)	1	
3	44191-34J00-YSF	COVER, FUEL TANK CENTER (BLUE)	1	
4	44513-34J00-000	BOLT, FUEL TANK COVER	12	
5	47349-34J00-000	NUT, FUEL TANK COVER	9	
6	44211-34J01-000	COVER, FUEL TANK CAP	1	
7	44271-34J01-000	CUSHION, FUEL TANK COVER	2	
8	44281-34J00-000	CUSHION, FUEL TANK SIDE	2	
9	44282-34J01-000	CUSHION, FUEL TANK COVER CTR	1	
10	44295-34J00-000	RUBBER, FUEL TANK COVER	1	
11	44284-34J00-000	PROTECTOR, FUEL TANK COV NO.1 RH	1	
12	44285-34J00-000	PROTECTOR, FUEL TANK COV NO.1 LH	1	
13	02142-0608A-000	SCREW	2	
14	01550-0640A-000	BOLT	2	
15	09180-06222-000	SPACER (6.2X10X30)	2	
16	44543-34J10-000	CUSHION, FUEL TANK REAR UPPER	2	
17	68111-34J10-000	EMBLEM,S	2	
18	68184-34J00-A3E	TAPE, FUEL TANK COVER RH	1	
19	68194-34J00-A3E	TAPE, FUEL TANK COVER LH	1	

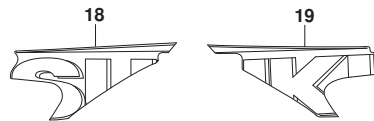
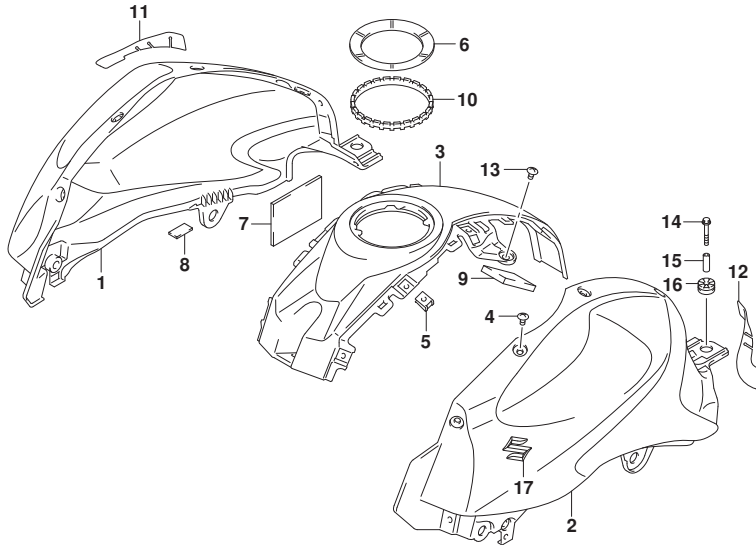


FIG.445A

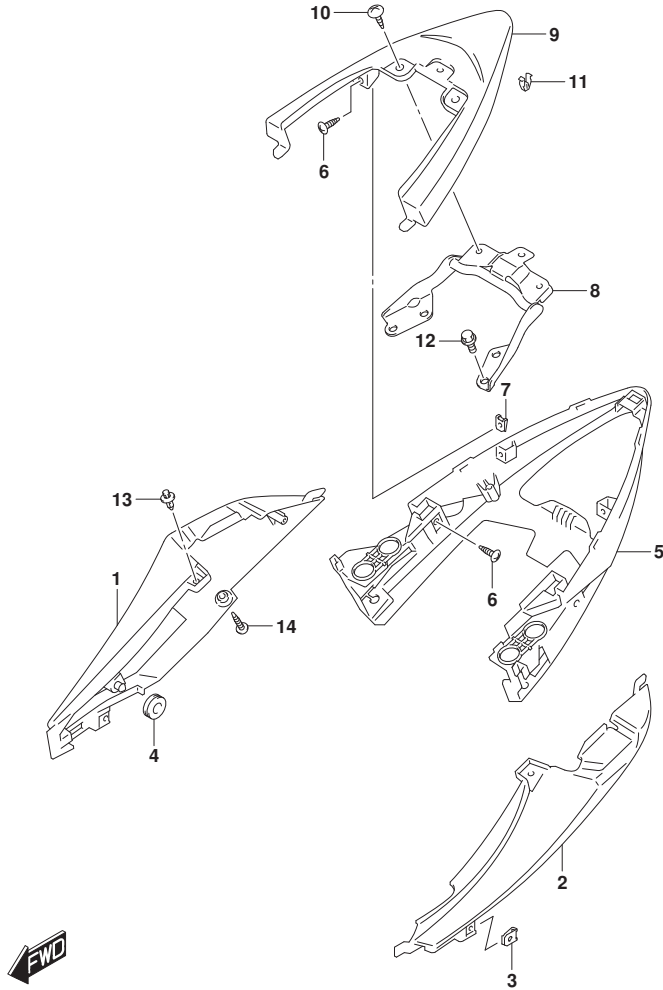


FIG.445A (1-E-4) FRAME COVER (GSX150FDEAL6 P74)

REF NO.	PART NO.	DESCRIPTION	Q'TY	REMARKS
1-1	47831-34J00-YPA	COVER, FRAME UPPER RH (WHITE)	1	FOR A8D
1-2	47831-34J00-YVB	COVER, FRAME UPPER RH (BLACK)	1	FOR AR4
2-1	47841-34J00-YPA	COVER, FRAME UPPER LH (WHITE)	1	FOR A8D
2-2	47841-34J00-YVB	COVER, FRAME UPPER LH (BLACK)	1	FOR AR4
3	09148-05060-000	NUT	2	
4	47162-30H00-000	CUSHION, FRAME COVER	2	
5	47861-34J00-000	COVER, FRAME CENTER LWR	1	
6	03541-0516A-000	SCREW	4	
7	09148-05060-000	NUT	2	
8	47190-34J00-000	BRACKET, FRAME COVER	1	
9	47851-34J00-YKV	COVER, FRAME CENTER (BLACK)	1	
10	09139-06165-000	SCREW (6X16)	2	
11	09409-08L09-000	CLIP	1	
12	01550-0616A-000	BOLT	4	
13	09409-06L07-000	CLIP	2	
14	03541-0516B-000	SCREW	2	

COLOR : AR4=YVB(BLACK),PGZ(GRAY)  
 : A8D=YPA(WHITE),PGZ(GRAY)

FIG.445B

FIG.445B (1-E-5) FRAME COVER (GSX150FDZAL6 P74)

REF NO.	PART NO.	DESCRIPTION	Q'TY	REMARKS
1	47831-34J00-YSF	COVER, FRAME UPPER RH (BLUE)	1	
2	47841-34J00-YSF	COVER, FRAME UPPER LH (BLUE)	1	
3	09148-05060-000	NUT	2	
4	47162-30H00-000	CUSHION, FRAME COVER	2	
5	47861-34J00-000	COVER, FRAME CENTER LWR	1	
6	03541-0516A-000	SCREW	4	
7	09148-05060-000	NUT	2	
8	47190-34J00-000	BRACKET, FRAME COVER	1	
9	47851-34J00-YKV	COVER, FRAME CENTER (BLACK)	1	
10	09139-06165-000	SCREW (6X16)	2	
11	09409-08L09-000	CLIP	1	
12	01550-0616A-000	BOLT	4	
13	09409-06L07-000	CLIP	2	
14	03541-0516B-000	SCREW	2	

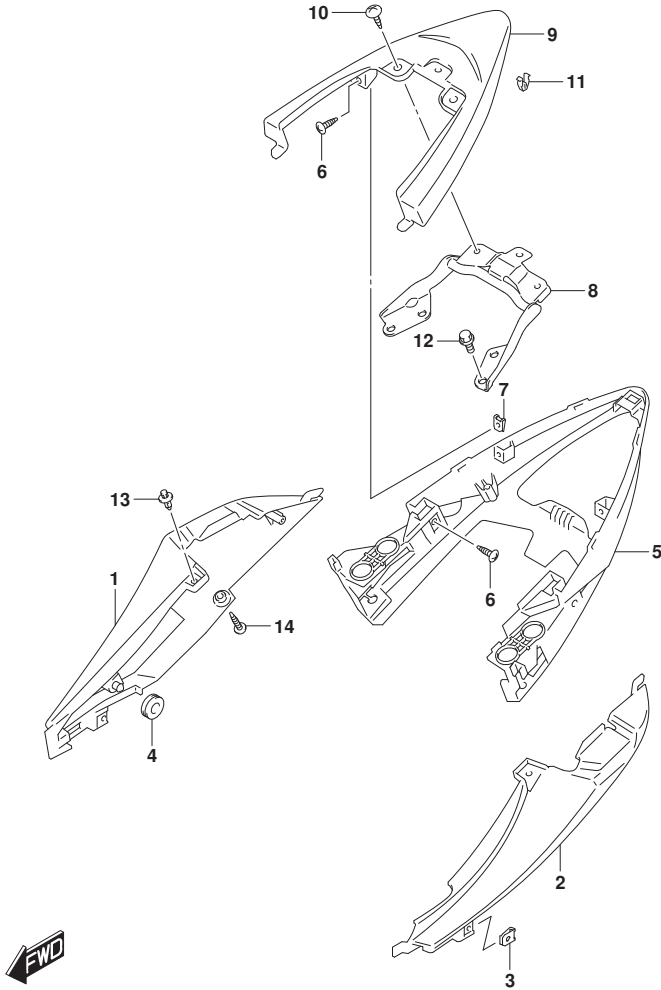


FIG.446A

FIG.446A (1-E-6) FRAME LOWER COVER

REF NO.	PART NO.	DESCRIPTION	Q'TY	REMARKS
1	47111-34J00-000	COVER, FRAME RH	1	
2	47421-34J00-YKV	COVER, FRAME NO.2 RH (BLACK)	1	
3	47211-34J00-000	COVER, FRAME LH	1	
4	47521-34J00-YKV	COVER, FRAME NO.2 LH (BLACK)	1	
5	03541-0416A-000	SCREW	2	
6	47162-30H00-000	CUSHION, FRAME COVER	2	
7	02142-0616A-000	SCREW	2	
8	09160-06060-000	WASHER	2	
9	09180-06283-000	SPACER (6.5X10X7)	2	
10	47161-23J00-000	CUSHION,FRAME COVER UPPER	2	
11	03541-0516B-000	SCREW	2	
12	03541-0516B-000	SCREW	2	
13	47911-34J00-000	COVER, FRAME LOWER RH	1	
14	47921-34J00-000	COVER, FRAME LOWER LH	1	
15	03541-0516B-000	SCREW	2	
16	09111-06088-000	BOLT (6X13.5)	2	
17	09148-05060-000	NUT	2	
18	94413-30H00-000	BOLT, FRAME COVER LOWER	2	
19	68136-39J00-000	EMBLEM, FRAME COVER	1	

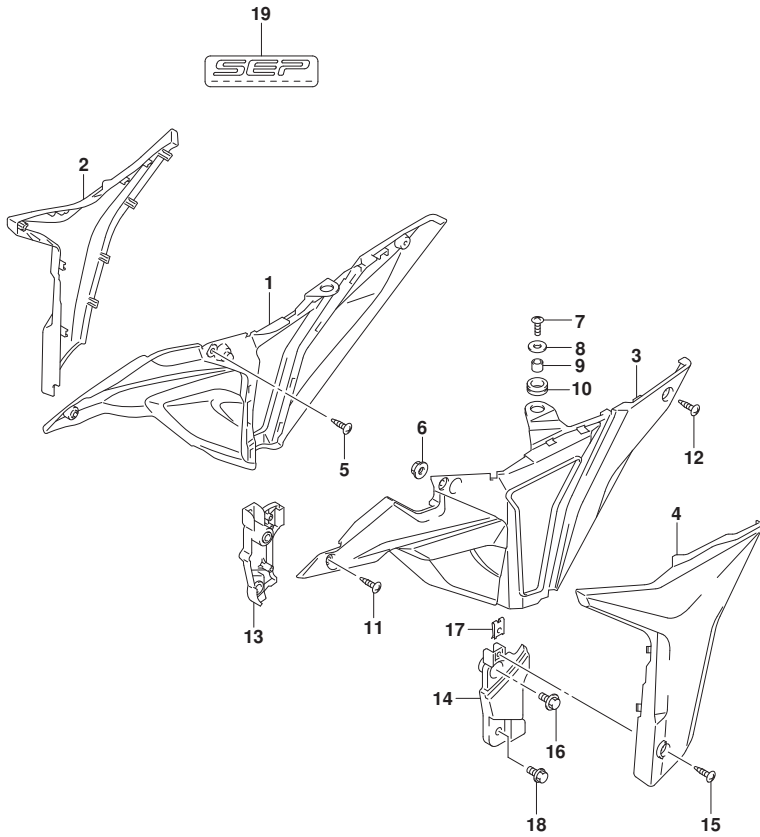
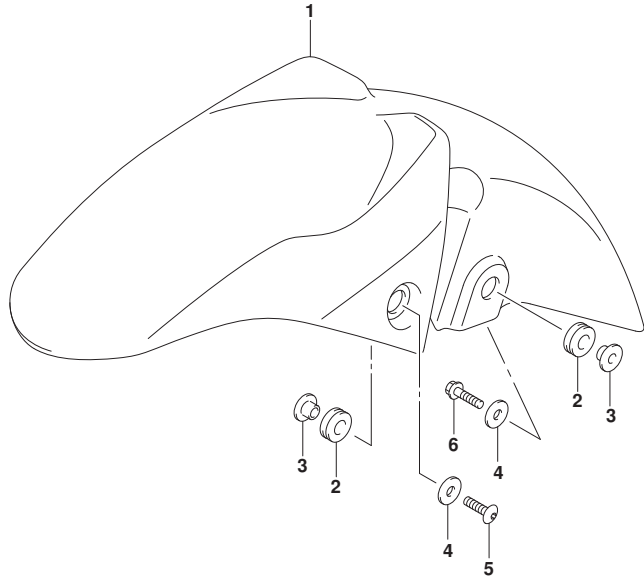




FIG.460A

FIG.460A (1-E-7) FRONT FENDER (GSX150FDEAL6 P74)

REF NO.	PART NO.	DESCRIPTION	Q'TY	REMARKS
1-1	53111-34J00-YPA	FENDER, FRONT (WHITE)	1	FOR A8D
1-2	53111-34J00-YVB	FENDER, FRONT (BLACK)	1	FOR AR4
2	47161-23J00-000	CUSHION	4	
3	53275-34J00-000	SPACER, FRONT FENDER	4	
4	09160-06060-000	WASHER	4	
5	53113-30H00-000	SCREW, FR FENDER FR	2	
6	01550-0630B-000	BOLT	2	



COLOR : AR4=YVB(BLACK),PGZ(GRAY)  
 : A8D=YPA(WHITE),PGZ(GRAY)



FIG.460B

FIG.460B (1-E-8) FRONT FENDER (GSX150FDZAL6 P74)

REF NO.	PART NO.	DESCRIPTION	Q'TY	REMARKS
1	53111-34J00-YSF	FENDER, FRONT (BLUE)	1	
2	47161-23J00-000	CUSHION	4	
3	53275-34J00-000	SPACER, FRONT FENDER	4	
4	09160-06060-000	WASHER	4	
5	53113-30H00-000	SCREW, FR FENDER FR	2	
6	01550-0630B-000	BOLT	2	

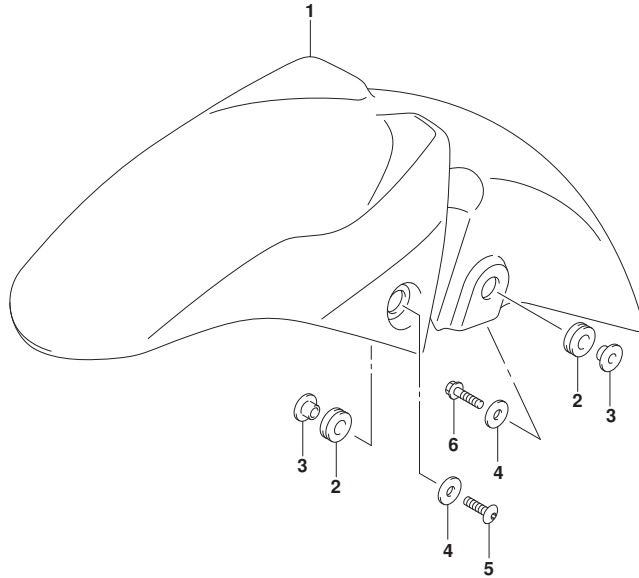


FIG.462A

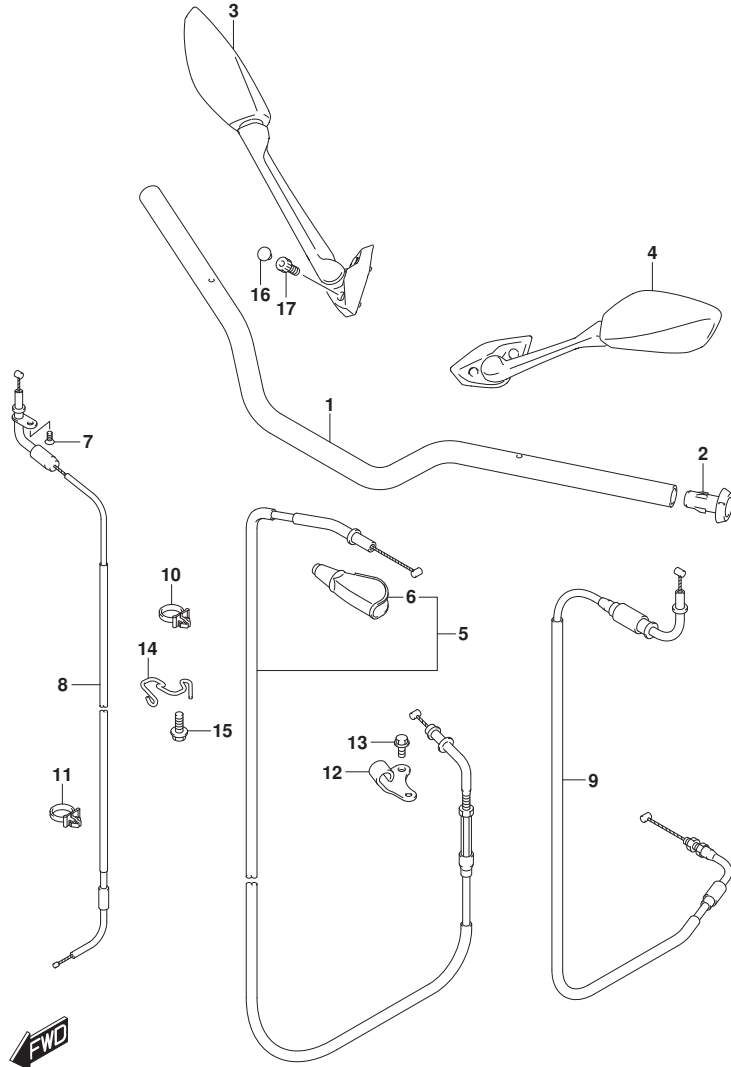


FIG.462A (1-E-9) HANDLEBAR

REF NO.	PART NO.	DESCRIPTION	Q'TY	REMARKS
1	56111-34J21-000	HANDLEBAR	1	
2	56216-34J00-000	CAP, GRIP END	2	
3	56500-34J10-000	MIRROR ASSY, REAR VIEW RH	1	
4	56600-34J10-000	MIRROR ASSY, REAR VIEW LH	1	
5	58200-34J00-000	CABLE ASSY, CLUTCH	1	
6	57315-28G20-000	.COVER, CLUTCH LEVER	1	
7	02112-0510B-000	SCREW	1	
8	58300-34J01-000	CABLE ASSY, THROTTLE	1	
9	58410-34J00-000	CABLE ASSY, STARTER	1	
10	58623-28G10-000	CLAMP, CLUTCH CABLE	2	
11	58624-28G00-000	CLAMP, THROTTLE CABLE	2	
12	58634-34J00-000	STOPPER, CLUTCH CABLE	1	
13	01550-0612A-000	BOLT	1	
14	58621-34J00-000	GUIDE, CABLE NO.1	1	
15	01550-0612B-000	BOLT	1	
16	09250-05009-000	CAP (OD:10)	4	
17	07130-0616B-000	BOLT	4	

FIG.467A

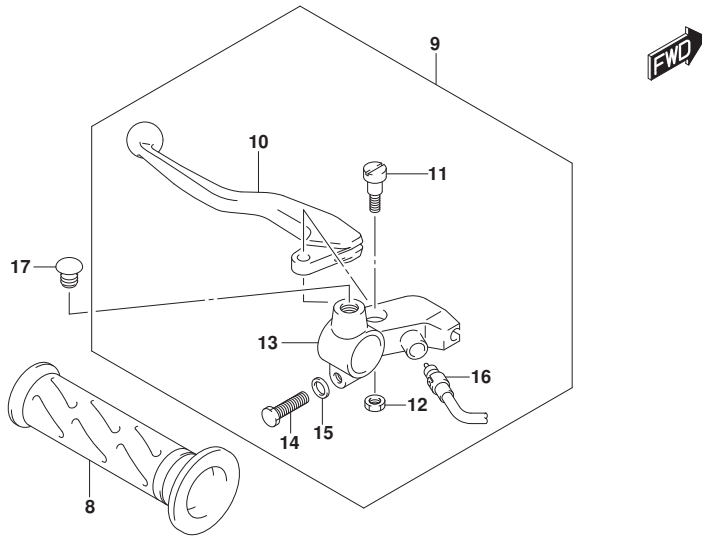


FIG.467A (1-E-10) HANDLE LEVER

REF NO.	PART NO.	DESCRIPTION	Q'TY	REMARKS
1	57110-34J00-000	GRIP, THROTTLE	1	
2	57300-30H21-000	LEVER ASSY, BRAKE	1	
3	57431-30H20-000	.BOLT, BRAKE LEVER PIVOT	1	
4	57421-30H10-000	.LEVER, BRAKE	1	
5	57433-30H10-000	.NUT, BRAKE LEVER PIVOT	1	
6	57460-30H00-000	SWITCH ASSY, STOP	1	
7	57465-30H00-000	.SCREW	1	
8	57211-22D21-291	GRIP, LH (BLACK)	1	
9	57500-28G71-000	LEVER ASSY, CLUTCH	1	
10	57621-28G50-000	.LEVER, CLUTCH	1	
11	57431-28G20-000	.BOLT, CLUTCH LEVER PIVOT	1	
12	57433-28G30-000	.NUT, CLUTCH LEVER PIVOT	1	
13	57511-28G50-000	.HOLDER, CLUTCH LEVER	1	
14	57451-28G20-000	.BOLT, CLUTCH LEVER HOLDER	1	
15	57457-28G20-000	.WASHER, CLUTCH LEVER HOLDER	1	
16	57560-28G60-000	.SWITCH ASSY	1	
17	09250-09001-000	CAP (OD:14)	1	

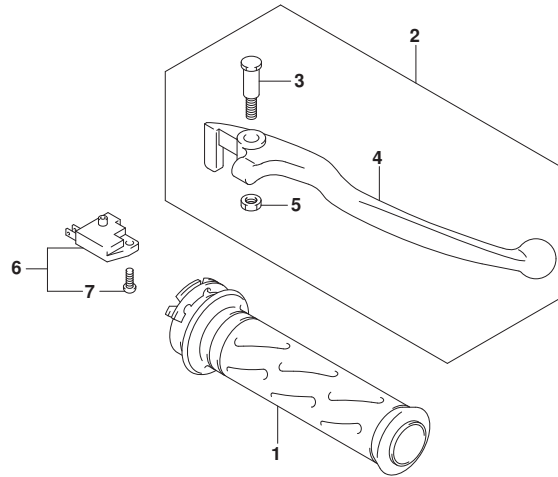


FIG.474A

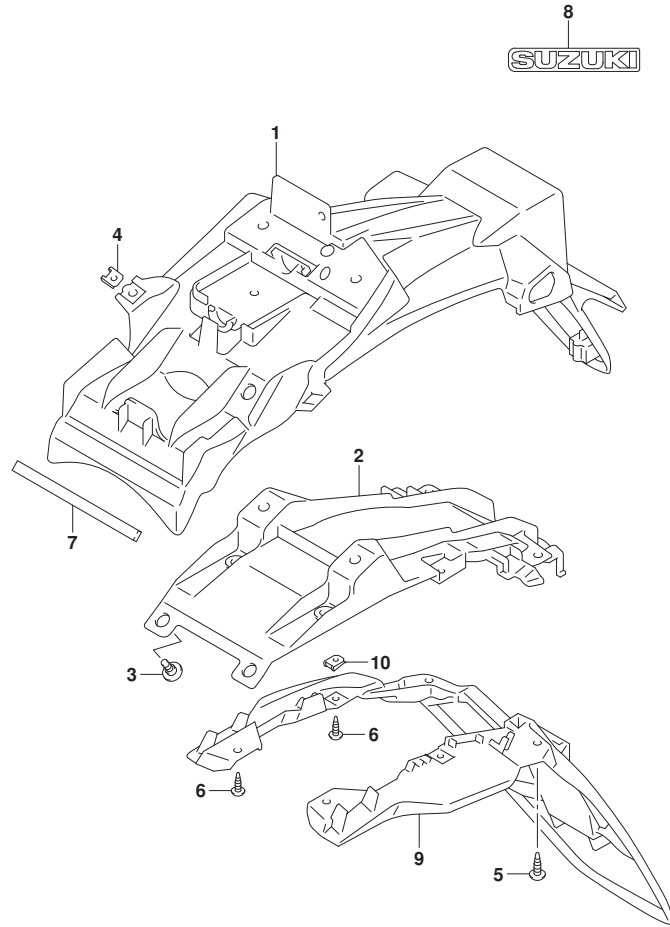


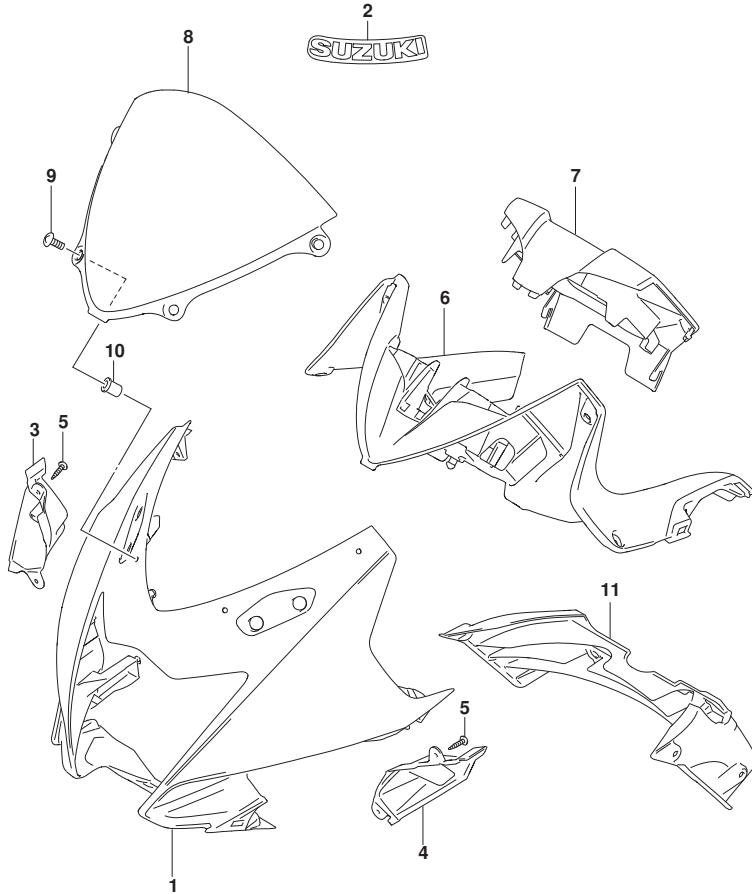
FIG.474A (1-E-11) REAR FENDER

REF NO.	PART NO.	DESCRIPTION	QTY	REMARKS
1	63111-34J00-000	FENDER, REAR	1	
2	63131-34J00-000	BRACKET, REAR FENDER	1	
3	09111-06072-000	BOLT (6X17.8)	4	
4	09148-05060-000	NUT	2	
5	03541-0616A-000	SCREW	6	
6	03541-0516B-000	SCREW	2	
7	63191-34J00-000	CUSHION, REAR FENDER	1	
8	68171-23J00-000	EMBLEM, SUZUKI	1	
9	63311-34J00-000	EXTENSION, REAR FENDER	1	
10	09148-05060-000	NUT	2	

FIG.481A

FIG.481A (1-E-12) COWLING BODY (GSX150FDEAL6 P74)

REF NO.	PART NO.	DESCRIPTION	Q'TY	REMARKS
1-1	94411-34J00-YPA	COWLING, BODY (WHITE)	1	FOR A8D
1-2	94411-34J00-YVB	COWLING, BODY (BLACK)	1	FOR AR4
2-1	68151-28G00-17U	EMBLEM, SUZUKI (GRAY)	1	FOR A8D
2-2	68151-28G00-YD8	EMBLEM, SUZUKI (SILVER)	1	FOR AR4
3	94451-34J00-000	COVER, INTAKE RH	1	
4	94461-34J00-000	COVER, INTAKE LH	1	
5	03541-0416A-000	SCREW	4	
6	94421-34J00-000	PANEL, METER	1	
7	94422-34J00-000	PANEL, METER UPPER	1	
8	94611-34J00-000	WINDSCREEN	1	
9	94619-34J00-000	SCREW, WINDSCREEN	4	
10	94618-34J00-000	NUT, WINDSCREEN	4	
11	94481-34J00-000	LOUVER, COWLING	1	



COLOR : AR4=YVB(BLACK),PGZ(GRAY)  
 : A8D=YPA(WHITE),PGZ(GRAY)

FIG.481B

FIG.481B (1-E-13) COWLING BODY (GSX150FDZAL6 P74)

REF NO.	PART NO.	DESCRIPTION	Q'TY	REMARKS
1	94411-34J00-YSF	COWLING, BODY (BLUE)	1	
2	68151-28G00-YWW	EMBLEM, SUZUKI (WHITE)	1	
3	68280-34J00-A3F	TAPE SET, BODY COWL	1	
4	94451-34J00-000	COVER, INTAKE RH	1	
5	94461-34J00-000	COVER, INTAKE LH	1	
6	03541-0416A-000	SCREW	4	
7	94421-34J00-000	PANEL, METER	1	
8	94422-34J00-000	PANEL, METER UPPER	1	
9	94611-34J00-000	WINDSCREEN	1	
10	94619-34J00-000	SCREW, WINDSCREEN	4	
11	94618-34J00-000	NUT, WINDSCREEN	4	
12	94481-34J00-000	LOUVER, COWLING	1	

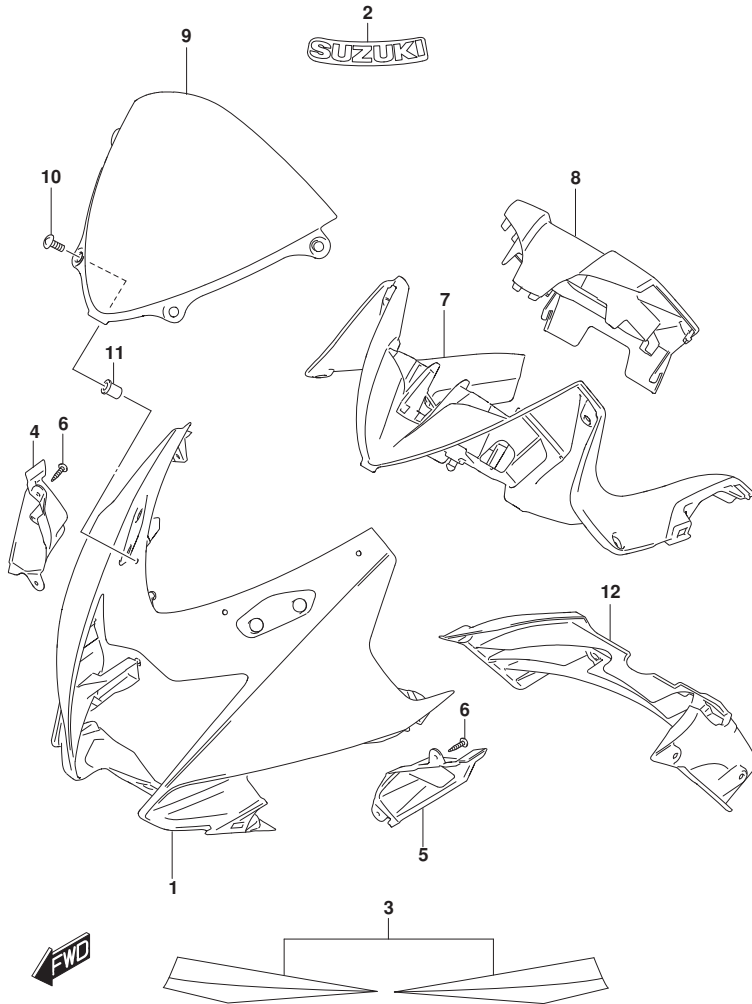


FIG.482A

FIG.482A (1-E-14) COWLING INSTALLATION PARTS

REF NO.	PART NO.	DESCRIPTION	Q'TY	REMARKS
1	94510-34J10-000	BRACE, COWLING	1	
2	94621-34J00-000	BOLT	2	
3	03541-0516A-000	SCREW	2	
4	47349-34J00-000	NUT, COWL	4	
5	94530-34J10-000	BRACKET, LICENSE	1	
6	01550-0612A-000	BOLT	2	
7	94412-34J00-000	CUSHION, MIRROR BRKT	2	
8	47162-30H00-000	CUSHION, COWL BRACE	8	
9	44513-34J00-000	BOLT, METER PANEL	4	
10	03541-0416A-000	SCREW	4	
11	47349-34J00-000	NUT, METER PANEL	2	
12	09111-06107-000	BOLT (6X12)	2	
13	09409-06L07-000	CLIP	4	

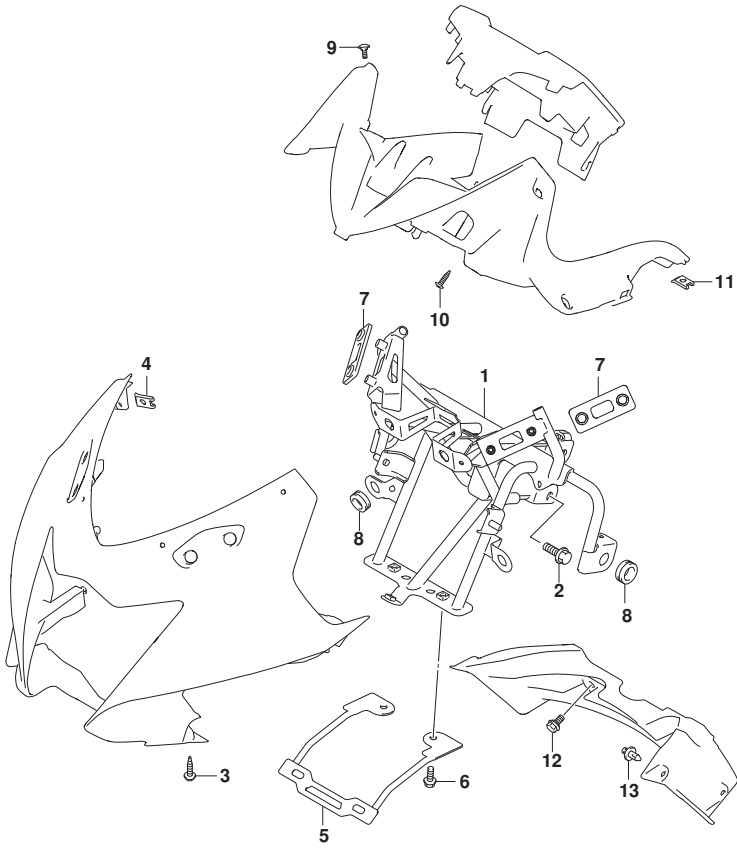




FIG.485A

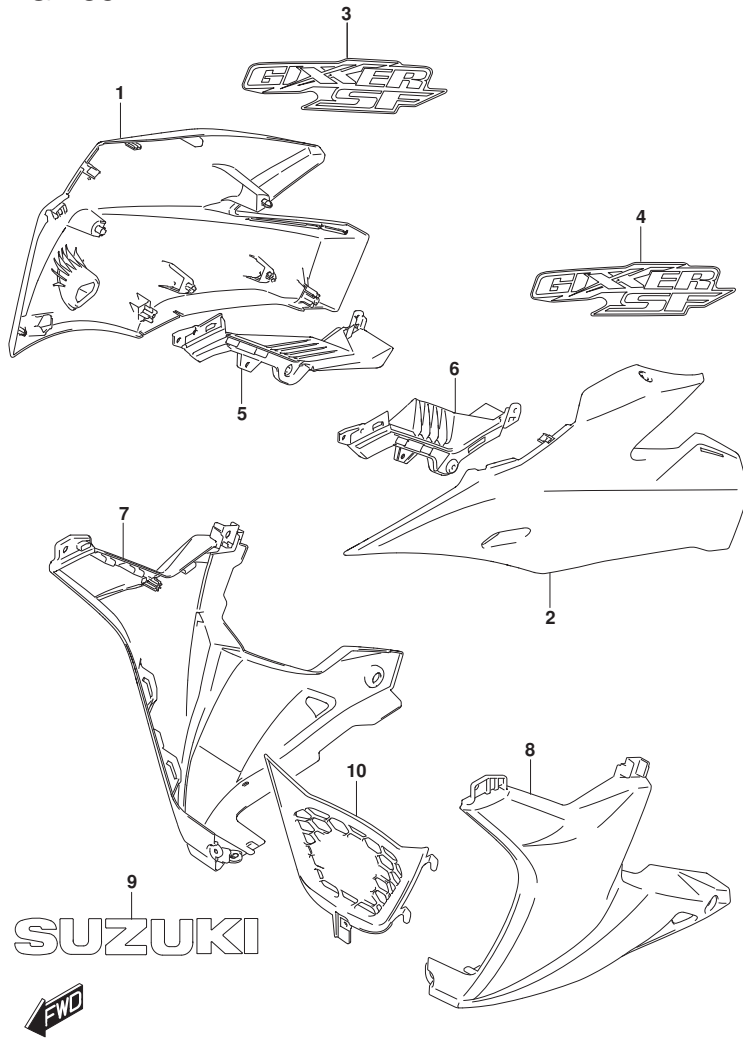


FIG.485A (1-E-15) SIDE COWLING (GSX150FDEAL6 P74)

REF NO.	PART NO.	DESCRIPTION	Q'TY	REMARKS
1-1	94431-34J00-YPA	COWLING, SIDE UPPER RH (WHITE)	1	FOR A8D
1-2	94431-34J00-YVB	COWLING, SIDE UPPER RH (BLACK)	1	FOR AR4
2-1	94441-34J00-YPA	COWLING, SIDE UPPER LH (WHITE)	1	FOR A8D
2-2	94441-34J00-YVB	COWLING, SIDE UPPER LH (BLACK)	1	FOR AR4
3-1	68183-34J00-A8R	EMBLEM, SIDE COWLING UPPER RH	1	FOR A8D
3-2	68183-34J00-A8S	EMBLEM, SIDE COWLING UPPER RH	1	FOR AR4
4-1	68193-34J00-A8R	EMBLEM, SIDE COWLING UPPER LH	1	FOR A8D
4-2	68193-34J00-A8S	EMBLEM, SIDE COWLING UPPER LH	1	FOR AR4
5	94432-34J00-000	COWLING, SIDE MIDDLE RH	1	
6	94442-34J00-000	COWLING, SIDE MIDDLE LH	1	
7	94433-34J00-PGZ	COWLING, SIDE LOWER RH (GRAY)	1	
8	94443-34J00-PGZ	COWLING, SIDE LOWER LH (GRAY)	1	
9	68181-34J20-YVWW	EMBLEM, SUZUKI (WHITE)	2	
10	94498-34J00-000	COWLING, LOWER CTR	1	

COLOR : AR4=YVB(BLACK),PGZ(GRAY)  
: A8D=YPA(WHITE),PGZ(GRAY)

FIG.485B

FIG.485B (1-F-2) SIDE COWLING (GSX150FDZAL6 P74)

REF NO.	PART NO.	DESCRIPTION	Q'TY	REMARKS
1	94431-34J00-YSF	COWLING, SIDE UPPER RH (BLUE)	1	
2	94441-34J00-YSF	COWLING, SIDE UPPER LH (BLUE)	1	
3	68180-34J00-A8Q	TAPE SET, SIDE COWLING UPPER RH	1	
4	68190-34J00-A8Q	TAPE SET, SIDE COWLING UPPER LH	1	
5	94432-34J00-000	COWLING, SIDE MIDDLE RH	1	
6	94442-34J00-000	COWLING, SIDE MIDDLE LH	1	
7	94433-34J00-YSF	COWLING, SIDE LOWER RH (BLUE)	1	
8	94443-34J00-YSF	COWLING, SIDE LOWER LH (BLUE)	1	
9	68181-34J20-YWW	EMBLEM, SUZUKI (WHITE)	2	
10	68182-34J00-A8T	TAPE, SIDE COWLING LOWER RH	1	
11	68192-34J00-A8T	TAPE, SIDE COWLING LOWER LH	1	
12	94498-34J00-000	COWLING, LOWER CTR	1	

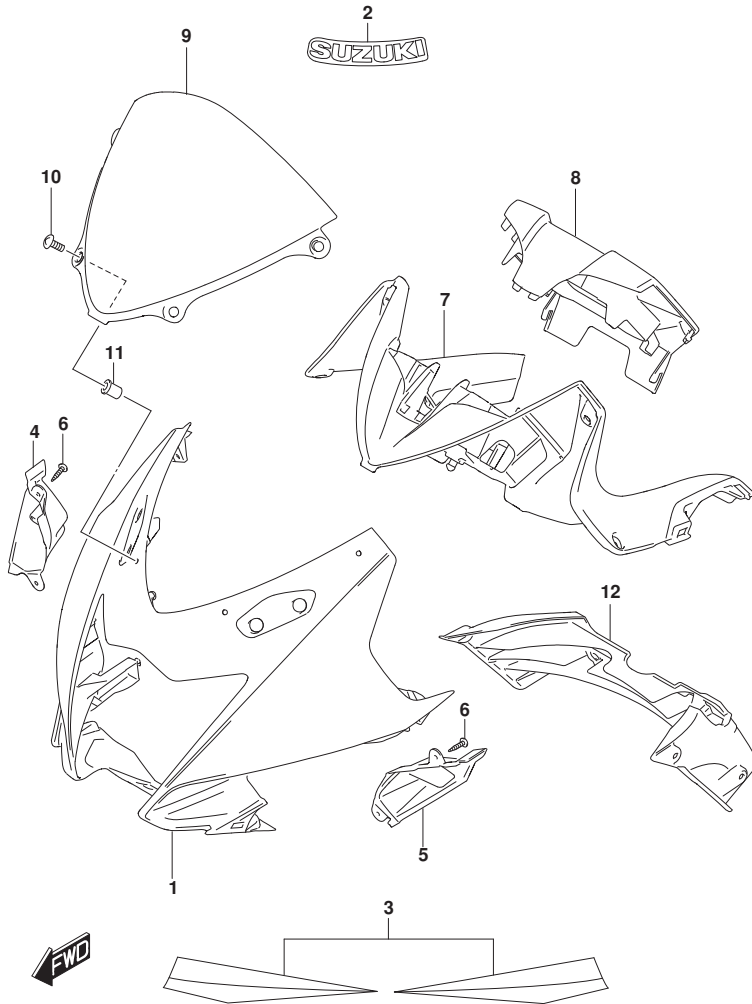


FIG.486A

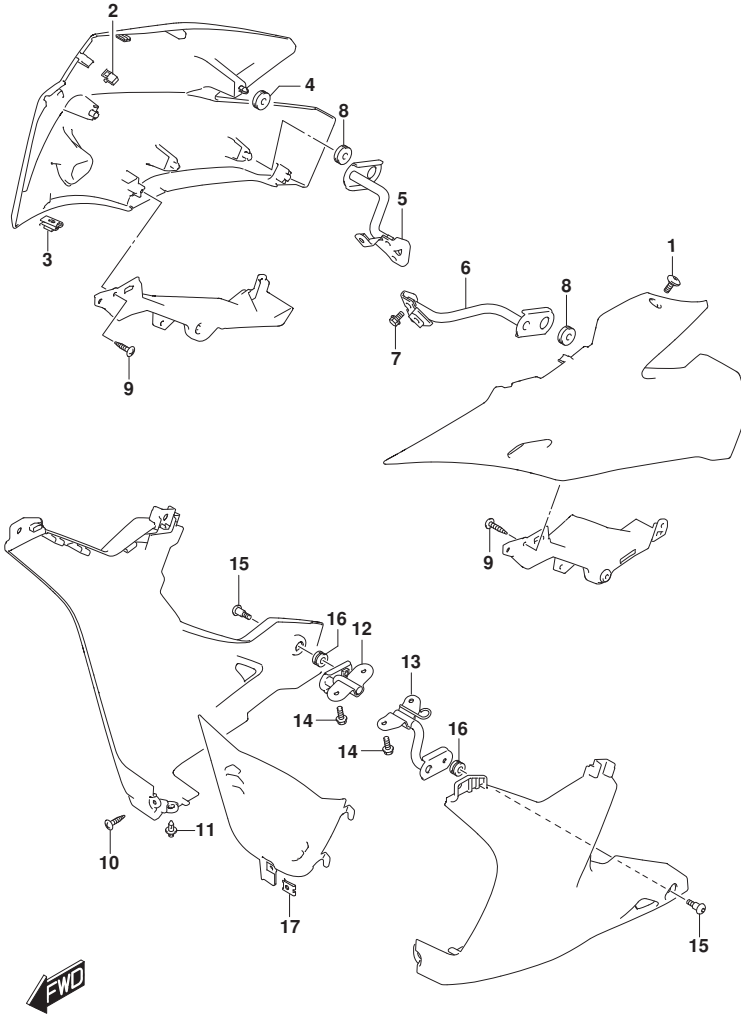


FIG.486A (1-F-3) SIDE COWL INSTALLATION PARTS

REF NO.	PART NO.	DESCRIPTION	Q'TY	REMARKS
1	44513-34J00-000	BOLT, UPPER COWL	2	
2	09409-08L09-000	CLIP	2	
3	09148-05060-000	NUT	2	
4	47162-30H00-000	CUSHION, UPPER COWL	2	
5	94580-34J10-000	BRACKET, COWLING MIDDLE RH	1	
6	94590-34J10-000	BRACKET, COWLING MIDDLE LH	1	
7	01550-0612A-000	BOLT	4	
8	47162-30H00-000	CUSHION, COWL SIDE BRKT	2	
9	03541-0516A-000	SCREW	6	
10	03541-0516A-000	SCREW	1	
11	09409-06L07-000	CLIP	1	
12	94560-34J00-000	BRACKET,COWLING LOWER RH	1	
13	94570-34J00-000	BRACKET,COWLING LOWER LH	1	
14	01550-0616A-000	BOLT	4	
15	94478-28G10-000	SCREW,SIDE COWL LOWER NO.2	2	
16	09320-09016-000	CUSHION	2	
17	09148-05060-000	NUT	1	

FIG.496A




FIG.496A (1-F-4) LABEL

REF NO.	PART NO.	DESCRIPTION	Q'TY	REMARKS
1	68319-39J00-000	LABEL, GENERAL WARNING	1	
2	68332-34JA0-000	LABEL, TIRE INFORMATION	1	
3	99011-34J52-74A	MANUAL, OWNER'S	1	

FIG.505A

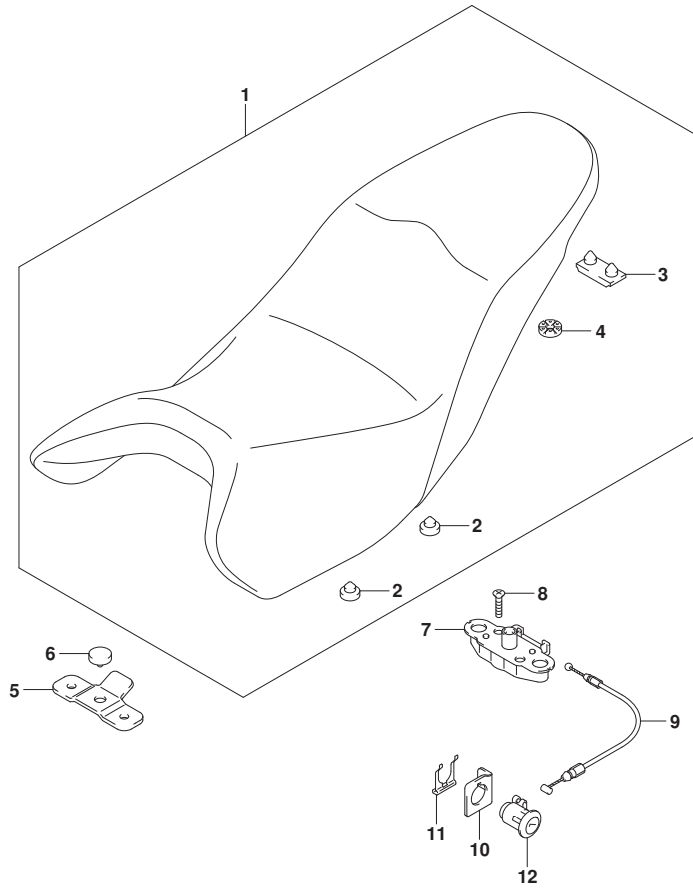


FIG.505A (1-F-5) SEAT

REF NO.	PART NO.	DESCRIPTION	QTY	REMARKS
1	45100-34J20-AW1	SEAT ASSY (BLACK/RED)	1	
2	45148-23J10-000	.CUSHION	6	
3	45149-41H10-000	.CUSHION	1	
4	45213-28G00-000	.CUSHION, SEAT LOCK STRIKER	2	
5	45316-34J00-000	BRACKET, SEAT FRONT	1	
6	45148-23J10-000	CUSHION, SEAT MOUNT	1	
7	45220-28G20-000	BRACKET, SEAT SUPPORT	1	
8	02122-0630A-000	SCREW	2	
9	45280-34J00-000	CABLE SEAT LOCK	1	
10	45288-20G20-000	GUIDE, SEAT LOCK CABLE	1	
11	45289-11F00-000	PLATE, SEAT LOCK ASSY	1	
12	95700-09G80-000	LOCK ASSY, SEAT	1	

FIG.521A

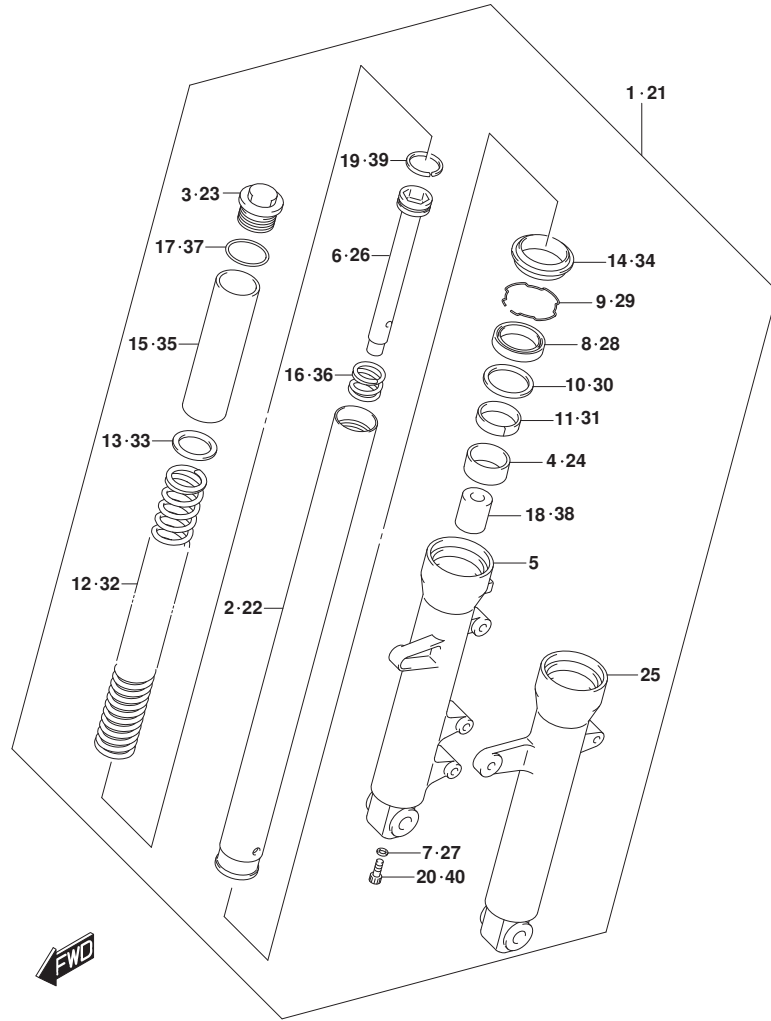


FIG.521A (1-F-5) FRONT FORK DAMPER

REF NO.	PART NO.	DESCRIPTION	Q'TY	REMARKS
1	51103-34J20-000	DAMPER ASSY, FRONT FORK RH	1	
2	51111-34J20-000	.TUBE, INNER	1	
3	51113-34J20-000	.BOLT	1	
4	51121-34J00-000	.BUSH, SLIDE	1	
5	51131-34J00-000	.TUBE, OUTER RH	1	
6	51146-34J20-000	.CYLINDER	1	
7	51148-34J00-000	.GASKET LOWER	1	
8	51153-34J00-000	.SEAL, OIL	1	
9	51156-34J00-000	.RING, SNAP	1	
10	51158-34J00-000	.WASHER	1	
11	51167-34J00-000	.METAL, SLIDE	1	
12	51171-34J00-000	.SPRING, MAIN	1	
13	51172-34J00-000	.WASHER	1	
14	51173-34J00-000	.SEAL, DUST	1	
15	51176-34J20-000	.SPACER, SPRING UPPER	1	
16	51177-34J00-000	.SPRING, REBOUND	1	
17	51181-34J00-000	.GASKET UPPER	1	
18	51195-34J00-000	.PIECE, OIL LOCK	1	
19	51196-34J00-000	.RING, PISTON	1	
20	51451-34J00-000	.BOLT	1	

FIG.521A

FIG.521A (1-F-6) FRONT FORK DAMPER

REF NO.	PART NO.	DESCRIPTION	Q'TY	REMARKS
21	51104-34J20-000	DAMPER ASSY, FRONT FORK LH	1	
22	51111-34J20-000	.TUBE, INNER	1	
23	51113-34J20-000	.BOLT	1	
24	51121-34J00-000	.BUSH, SLIDE	1	
25	51141-34J00-000	.TUBE, OUTER LH	1	
26	51146-34J20-000	.CYLINDER	1	
27	51148-34J00-000	.GASKET LOWER	1	
28	51153-34J00-000	.SEAL, OIL	1	
29	51156-34J00-000	.RING, SNAP	1	
30	51158-34J00-000	.WASHER	1	
31	51167-34J00-000	.METAL, SLIDE	1	
32	51171-34J00-000	.SPRING, MAIN	1	
33	51172-34J00-000	.WASHER	1	
34	51173-34J00-000	.SEAL, DUST	1	
35	51176-34J20-000	.SPACER, SPRING UPPER	1	
36	51177-34J00-000	.SPRING, REBOUND	1	
37	51181-34J00-000	.GASKET UPPER	1	
38	51195-34J00-000	.PIECE, OIL LOCK	1	
39	51196-34J00-000	.RING,PISTON	1	
40	51451-34J00-000	.BOLT	1	

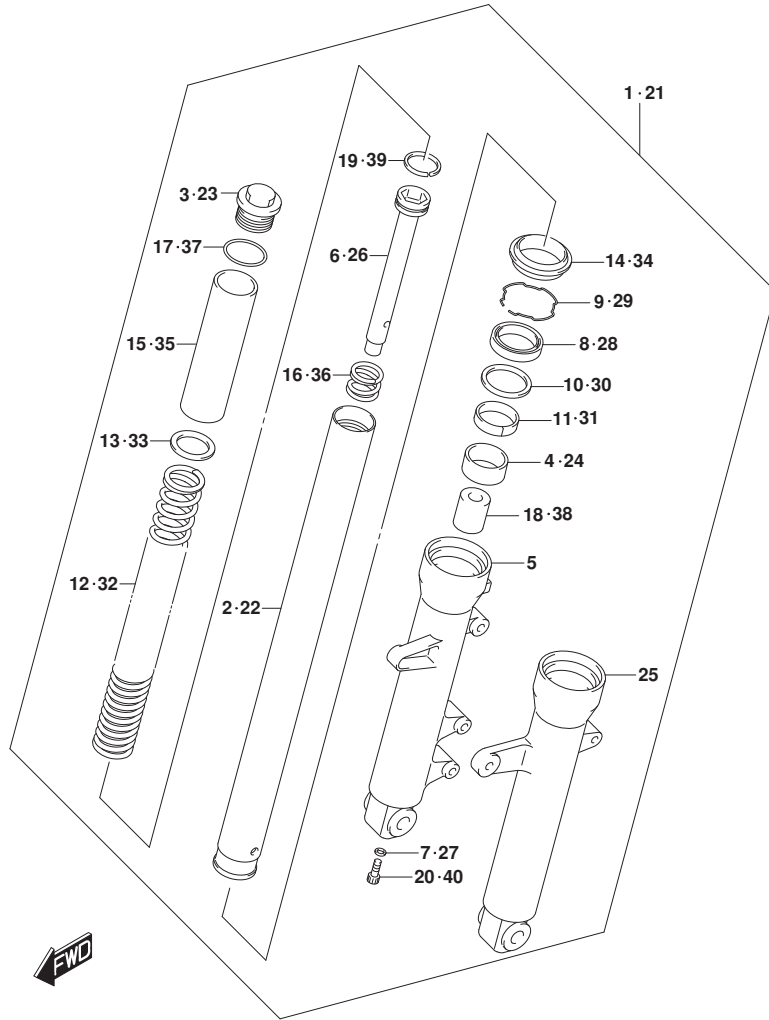


FIG.524A

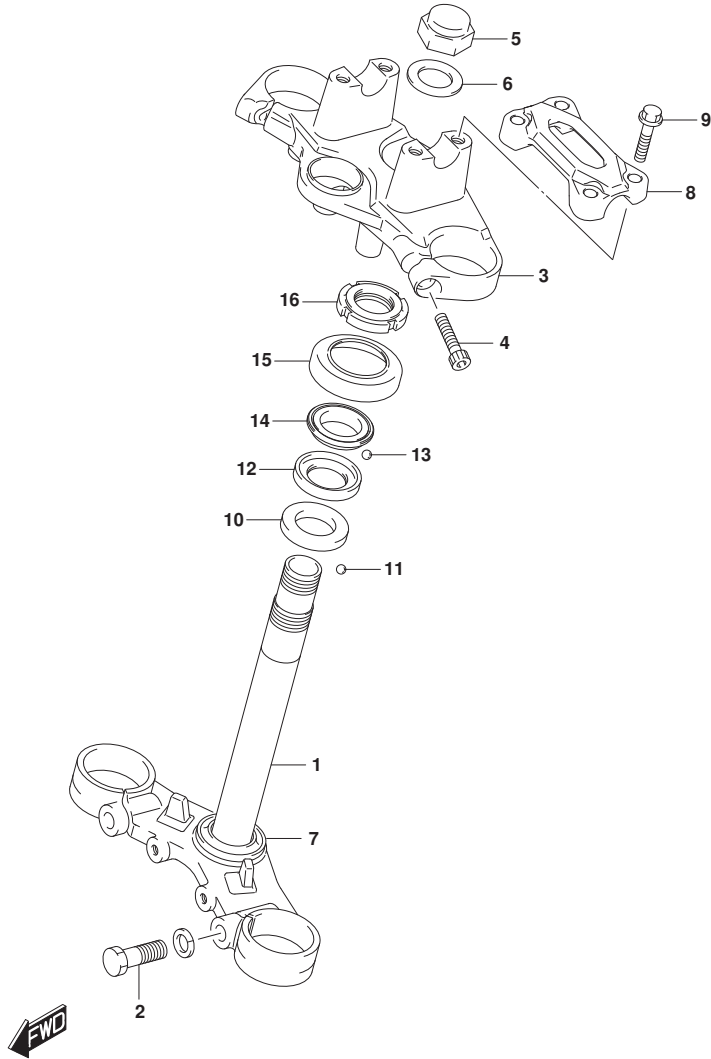


FIG.524A (1-F-8) STEERING STEM

REF NO.	PART NO.	DESCRIPTION	Q'TY	REMARKS
1	51410-34J00-291	BRACKET, UNDER (BLACK)	1	
2	51434-34J00-000	BOLT	2	
3	51311-34J10-019	BRACKET, UPPER (BLACK)	1	
4	51328-34J00-000	BOLT	2	
5	51353-34J00-000	CAP	1	
6	51356-34J00-000	WASHER	1	
7	51621-28G00-000	RACE, STEERING OUTER LOWER	1	
8	56211-34J10-291	HOLDER, HANDLE UPPER (BLACK)	1	
9	51147-34J00-000	BOLT	4	
10	51611-33002-000	RACE, INNER LOWER	1	
11	06111-08004-000	STEEL BALL	18	LOWER
12	51611-20002-000	RACE, INNER UPPER	1	
13	06111-06004-000	STEEL BALL	22	UPPER
14	51621-28000-000	RACE, OUTER UPPER	1	
15	51643-25001-000	DUST SEAL	1	
16	51631-28000-000	NUT, STEERING STEM	1	



FIG.530A

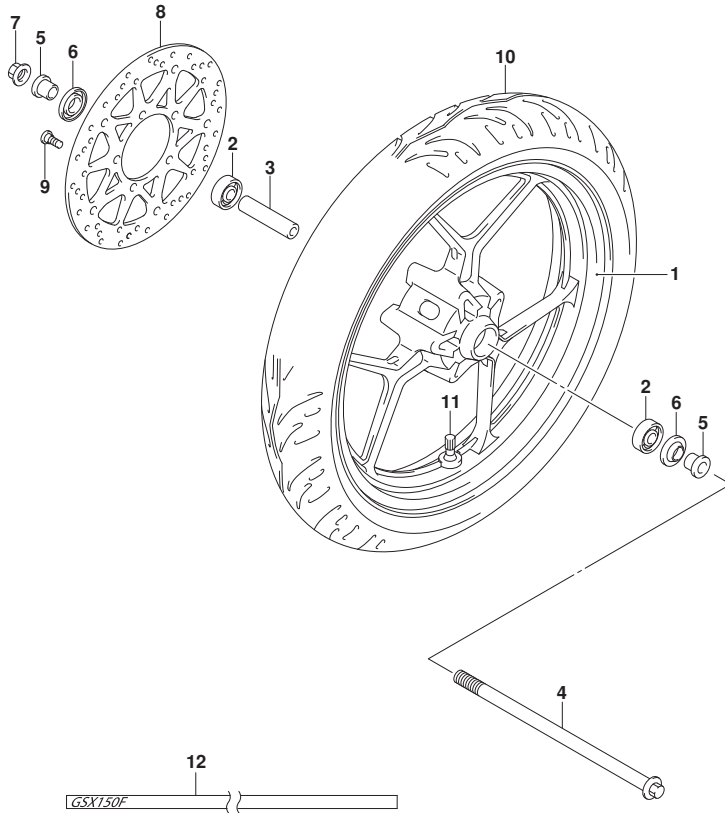


FIG.530A (1-F-9) FRONT WHEEL (GSX150FDEAL6 P74)

REF NO.	PART NO.	DESCRIPTION	Q'TY	REMARKS
1	54111-34J00-QC3	WHEEL, FRONT (17M/CXMT2.50) (BLACK)	1	
2	08123-63017-000	BEARING	2	
3	54731-34J00-000	SPACER	1	
4	54711-34J00-000	AXLE, FRONT	1	
5	54741-33G00-000	SPACER, FRONT AXLE	2	
6	54841-23J00-000	SEAL, FRONT HUB DUST	2	
7	08319-3112A-000	NUT	1	
8	59211-34J20-000	DISC, FRONT BRAKE	1	
9	59218-34J00-000	BOLT, FRONT BRAKE DISC	5	
10	55110-34J00-000	TIRE, FRONT (100/80-17M/C 52P)	1	MRF
11	43130-24A70-000	VALVE ASSY, WHEEL RIM (TR412)	1	
12	68251-34J00-YHH	TAPE, WHEEL (RED)	2	



FIG.530B

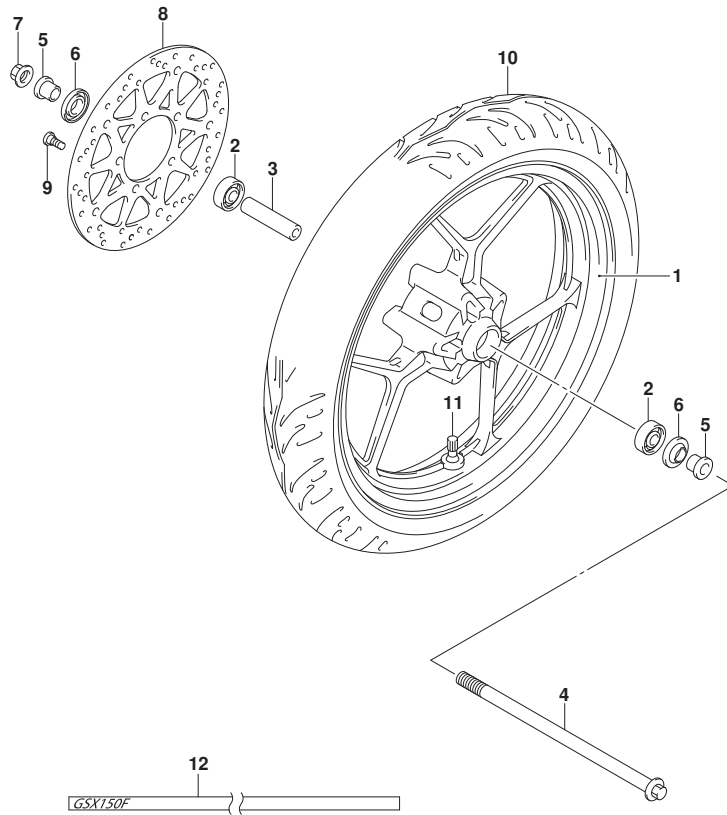


FIG.530B (1-F-10) FRONT WHEEL (GSX150FDZAL6 P74)

REF NO.	PART NO.	DESCRIPTION	Q'TY	REMARKS
1	54111-34J00-QC3	WHEEL, FRONT (17M/CXMT2.50) (BLACK)	1	
2	08123-63017-000	BEARING	2	
3	54731-34J00-000	SPACER	1	
4	54711-34J00-000	AXLE, FRONT	1	
5	54741-33G00-000	SPACER, FRONT AXLE	2	
6	54841-23J00-000	SEAL, FRONT HUB DUST	2	
7	08319-3112A-000	NUT	1	
8	59211-34J20-000	DISC, FRONT BRAKE	1	
9	59218-34J00-000	BOLT, FRONT BRAKE DISC	5	
10	55110-34J00-000	TIRE, FRONT (100/80-17M/C 52P)	1	MRF
11	43130-24A70-000	VALVE ASSY, WHEEL RIM (TR412)	1	
12	68251-34J00-1NJ	TAPE, WHEEL (YELLOW)	2	

FIG.535A

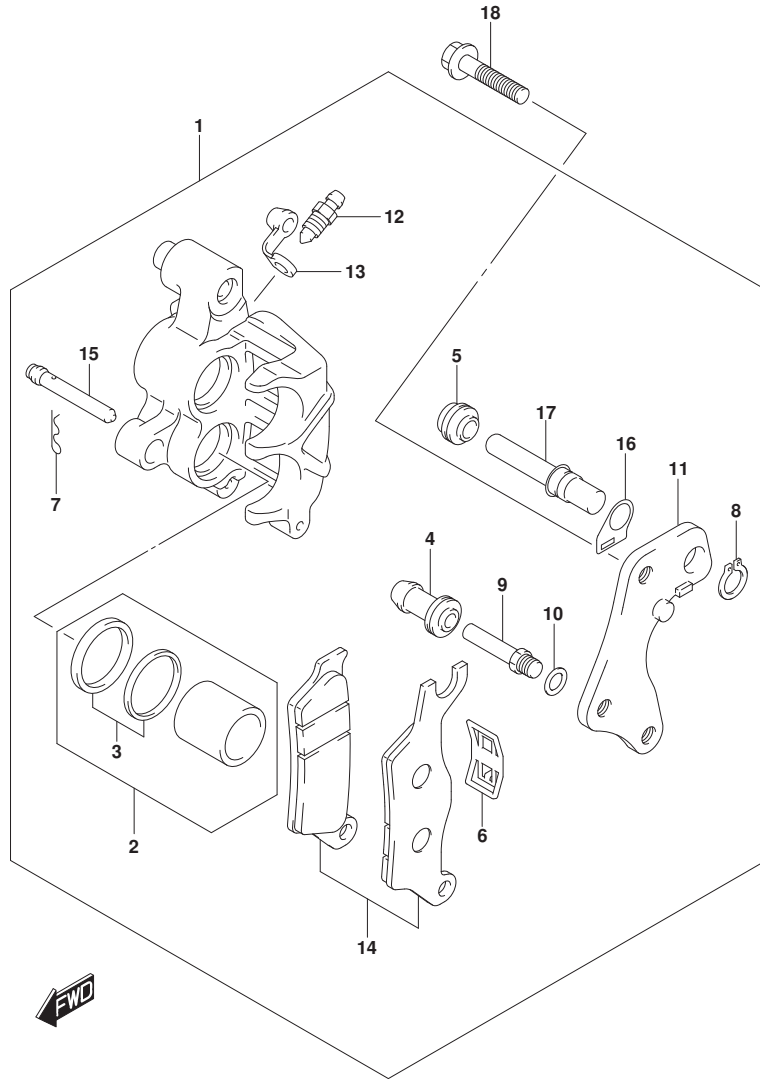


FIG.535A (1-F-11) FRONT CALIPER

REF NO.	PART NO.	DESCRIPTION	Q'TY	REMARKS
1	59100-34J00-000	CALIPER ASSY, FRONT RH	1	
2	59100-34870-000	.PISTON SET	1	
3	59100-34860-000	..SEAL SET, PISTON	1	
4	59109-34J00-000	.INSULATOR	1	
5	59108-34J00-000	.DUST COVER	1	
6	59315-34J00-000	.SPRING, PAD	1	
7	59746-34J00-000	.CLIP	1	
8	59665-34J00-000	.CIRCLIP	1	
9	59187-34J00-000	.PIN	1	
10	59188-34J00-000	.SPACER	1	
11	59351-34J00-000	.BRACKET	1	
12	59121-30H00-000	.SCREW, BLEEDER	1	
13	59122-30H00-000	.CAP, BLEEDER	1	
14	59100-34880-000	.PAD SET	1	
15	59141-34J00-000	.PIN, PAD	1	
16	59145-34J00-000	.STOPPER	1	
17	59382-34J00-000	.PIN	1	
18	01550-0835A-000	BOLT	2	

FIG.536A

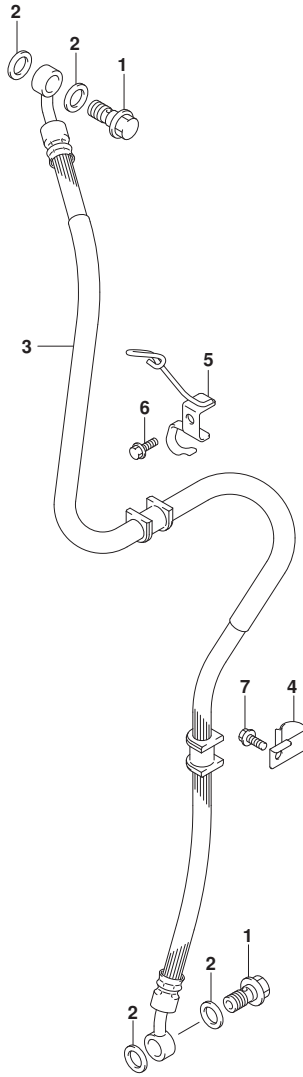


FIG.536A (1-F-12) FRONT BRAKE HOSE

REF NO.	PART NO.	DESCRIPTION	Q'TY	REMARKS
1	59492-30H20-000	BOLT, BRAKE FLUID	2	
2	59502-34J10-000	WASHER, BRAKE FLUID	4	
3	59480-34J30-000	HOSE, FRONT BRAKE	1	
4	59266-34J00-000	CLAMP, FRONT BRAKE HOSE NO.1	1	
5	59260-34J00-000	CLAMP, FRONT BRAKE HOSE	1	
6	01550-0612A-000	BOLT	1	
7	01550-0612B-000	BOLT	1	

FIG.537A

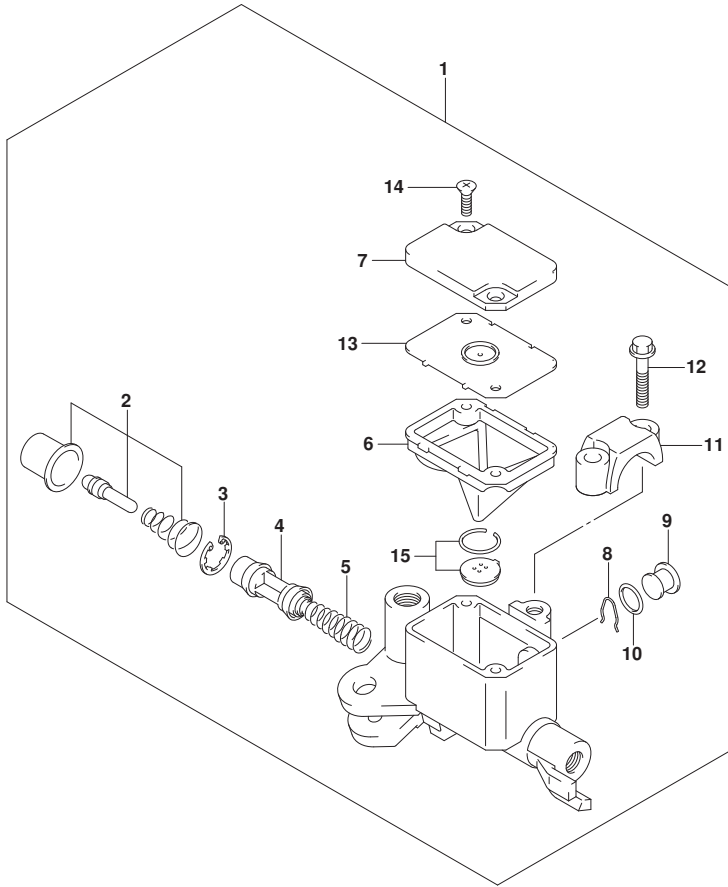


FIG.537A (1-F-13) FRONT MASTER CYLINDER

REF NO.	PART NO.	DESCRIPTION	Q'TY	REMARKS
1	59600-30H30-000	CYLINDER ASSY, FRONT MASTER	1	
2	59870-30H00-000	.ROD ASSY, PUSH	1	
3	59665-30H00-000	.CIRCLIP	1	
4	59610-30H00-000	.PISTON ASSY	1	
5	57318-30H00-000	.SPRING	1	
6	59667-30H00-000	.DIAPHRAGM	1	
7	59687-30H20-000	.COVER	1	
8	59745-30H00-000	.CLIP	1	
9	59743-30H00-000	.WINDOW	1	
10	59744-30H00-000	.O RING	1	
11	59671-30H00-000	.CLAMP	1	
12	59688-30H00-000	.SCREW	2	
13	59668-30H00-000	.PLATE, DIAPHRAGM	1	
14	59691-30H00-000	.FLAT SCREW	2	
15	59669-30H00-000	.CAP	1	



FIG.541A

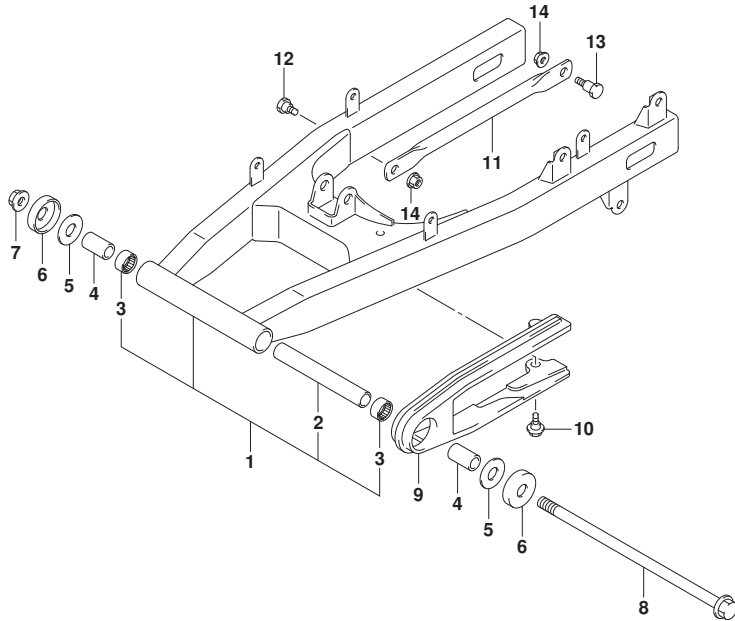


FIG.541A (1-F-14) REAR SWINGINGARM

REF NO.	PART NO.	DESCRIPTION	Q'TY	REMARKS
1	61000-34J40-000	SWINGINGARM ASSY, REAR	1	
2	61280-34J00-000	.SPACER, RR SWGARM PIVOT	1	
3	09263-17051-000	.BEARING (17X24X20)	2	
4	61251-34J00-000	SPACER, ARM PIVOT	2	
5	09181-12010-000	SHIM (12.5X27.8X0.8)	2	
6	61262-34J00-000	COVER, ARM PIVOT	2	
7	08319-3112A-000	NUT	1	
8	61211-23J00-000	SHAFT, PIVOT	1	
9	61273-34J00-000	BUFFER, CHAIN TOUCH DEFENSE	1	
10	09111-06072-000	BOLT (6X17.8)	1	
11	64311-34J00-000	TORQUE LINK, REAR	1	
12	09111-08064-000	BOLT (8X21)	1	FRONT
13	09111-08067-000	BOLT (8X24)	1	REAR
14	08319-3108A-000	NUT	2	



FIG.542A

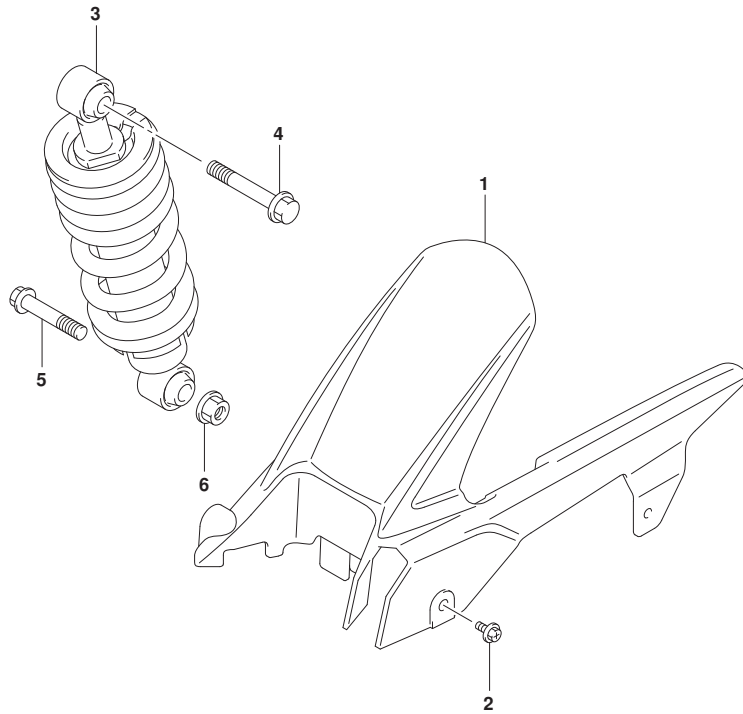


FIG.542A (1-F-15) CHAIN CASE

REF NO.	PART NO.	DESCRIPTION	Q'TY	REMARKS
1	61311-34J00-000	CASE, CHAIN	1	
2	09111-06107-000	BOLT (6X12)	4	
3	62100-34J10-YKS	ABSORBER ASSY, REAR SHOCK (RED)	1	
4	62658-47H00-000	BOLT, RR SHOCK ABSORBER	1	UPPER
5	62668-30B00-000	BOLT, RR SHOCK ABSORBER	1	LOWER
6	09159-12056-000	NUT	1	LOWER



FIG.550A

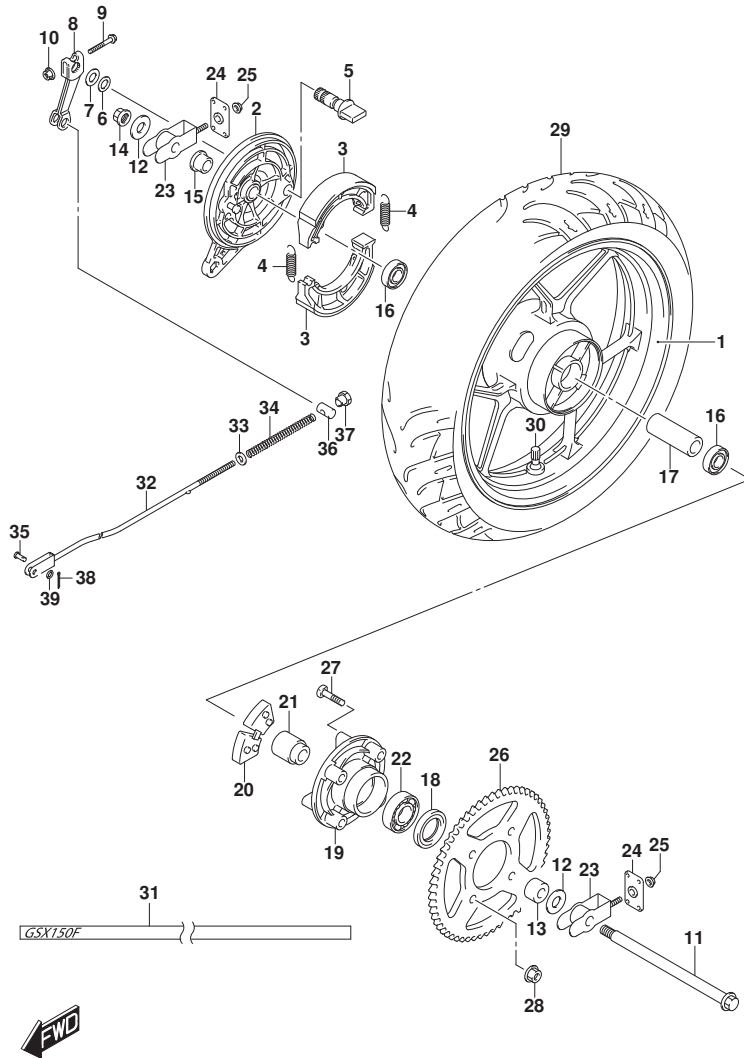


FIG.550A (1-G-2) REAR WHEEL (GSX150FDEAL6 P74)

REF NO.	PART NO.	DESCRIPTION	Q'TY	REMARKS
1	64150-34J00-QC3	WHEEL, REAR (17M/CXMT3.50) (BLACK)	1	
2	64210-28G00-291	PANEL, REAR BRAKE ANCHOR (BLACK)	1	
3	54410-28G30-000	SHOE, REAR BRAKE	2	
4	54424-28G00-000	SPRING	2	
5	64441-05J00-000	CAM, BRAKE	1	
6	54443-28G00-000	O RING	1	
7	09160-14055-000	WASHER (14.5X22X1.6)	1	
8	64451-30H00-000	LEVER, BRAKE CAM	1	
9	01550-0635A-000	BOLT	1	
10	08316-1006A-000	NUT	1	
11	64711-34J00-000	AXLE, REAR	1	
12	61445-34J00-000	WASHER, REAR AXLE	2	
13	64751-34J00-000	SPACER, LH	1	
14	64721-30H00-000	NUT	1	
15	64741-34J10-000	SPACER, RH	1	
16	08123-63027-000	BEARING	2	
17	64731-34J00-000	SPACER, REAR WHEEL BEARING	1	
18	64831-43J00-000	SEAL, RR SPROCKET MTG DRUM	1	
19	64611-35J00-000	DRUM, SPROCKET MOUNTING	1	
20	64651-35J00-000	ABSORBER, REAR HUB SHOCK	4	
21	64761-34J00-000	RETAINER, DRUM	1	
22	08123-60057-000	BEARING	1	
23	61410-34J00-000	ADJUSTER, CHAIN	2	
24	61421-30H00-000	PLATE, CHAIN ADJUSTER GUIDE	2	
25	08319-3106A-000	NUT	2	
26	64511-34J20-000	SPROCKET, REAR (NT:45)	1	
27	09105-08011-000	BOLT (8X36)	4	
28	08319-3108A-000	NUT	4	
29	65110-34J00-000	TIRE, REAR (140/60R17M/C 63P)	1	MRF
30	43130-24A70-000	VALVE ASSY, WHEEL RIM (TR412)	1	
31	68251-34J00-YHH	TAPE, WHEEL (RED)	2	



FIG.550A

FIG.550A (1-G-3) REAR WHEEL (GSX150FDEAL6 P74)

REF NO.	PART NO.	DESCRIPTION	Q'TY	REMARKS
32	43310-34J00-000	ROD, REAR BRAKE	1	
33	08322-0106B-000	WASHER	1	
34	09440-09004-000	SPRING	1	
35	09200-06013-000	PIN (10X16)	1	
36	09209-11002-000	PIN (11X18)	1	
37	09150-06010-000	NUT	1	
38	04111-2015A-000	COTTER PIN	1	
39	08322-0106B-000	WASHER	1	

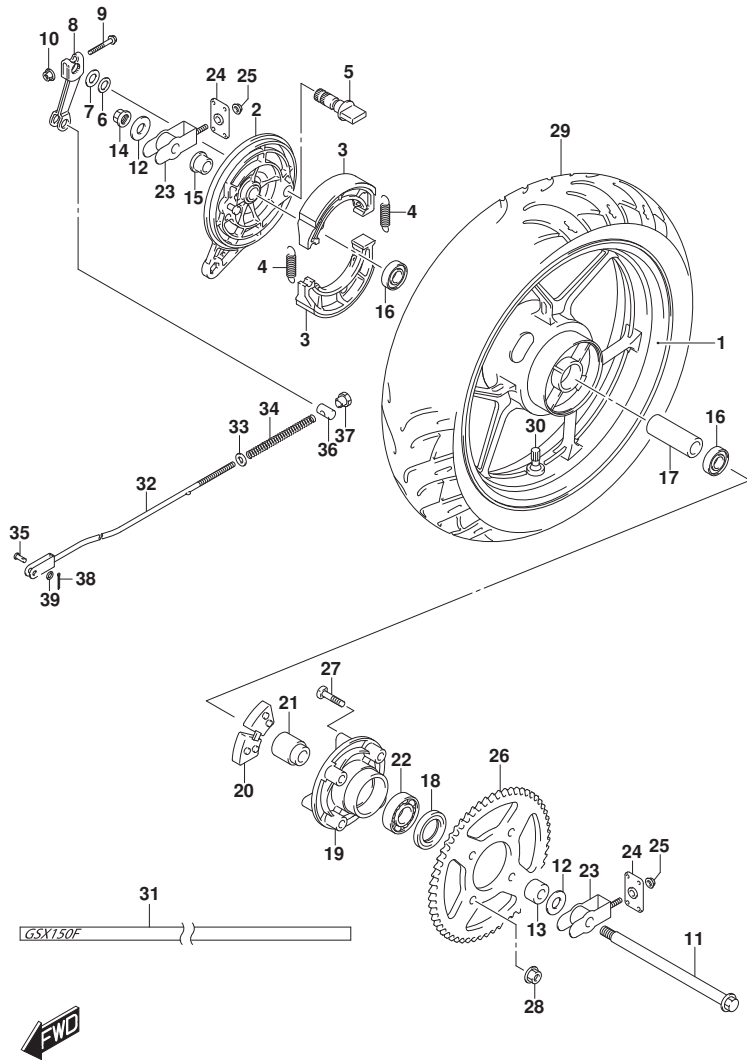


FIG.550B

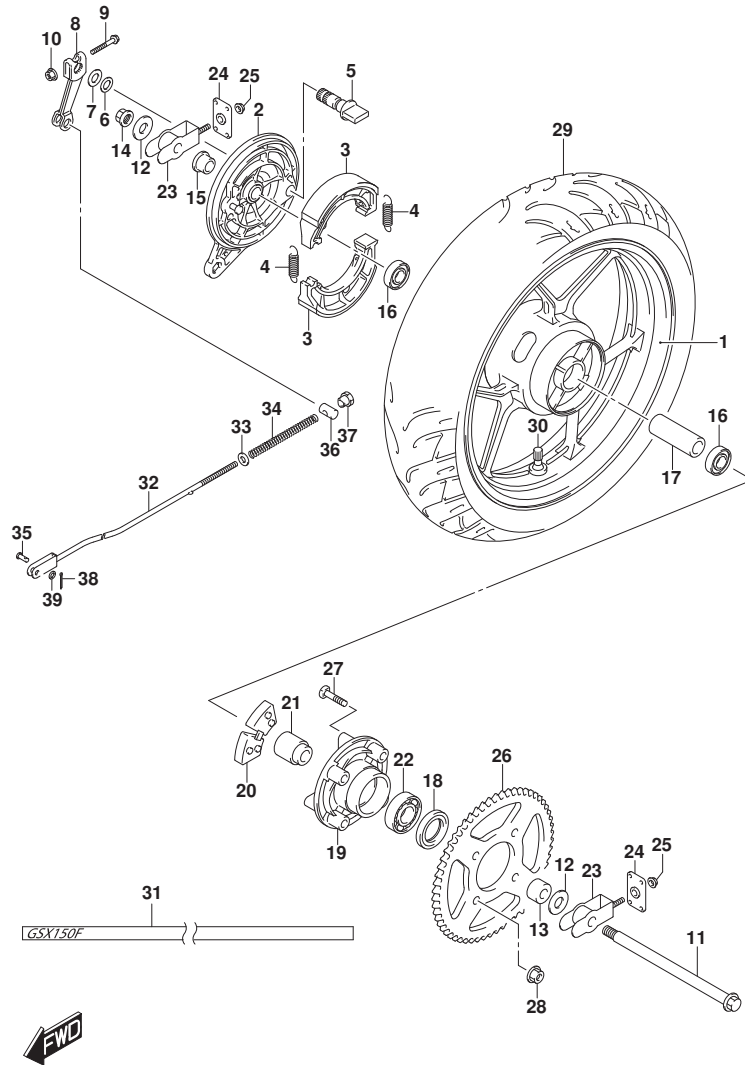


FIG.550B (1-G-4) REAR WHEEL (GSX150FDZAL6 P74)

REF NO.	PART NO.	DESCRIPTION	Q'TY	REMARKS
1	64150-34J00-QC3	WHEEL, REAR (17M/CXMT3.50) (BLACK)	1	
2	64210-28G00-291	PANEL, REAR BRAKE ANCHOR (BLACK)	1	
3	54410-28G30-000	SHOE, REAR BRAKE	2	
4	54424-28G00-000	SPRING	2	
5	64441-05J00-000	CAM, BRAKE	1	
6	54443-28G00-000	O RING	1	
7	09160-14055-000	WASHER (14.5X22X1.6)	1	
8	64451-30H00-000	LEVER, BRAKE CAM	1	
9	01550-0635A-000	BOLT	1	
10	08316-1006A-000	NUT	1	
11	64711-34J00-000	AXLE, REAR	1	
12	61445-34J00-000	WASHER, REAR AXLE	2	
13	64751-34J00-000	SPACER, LH	1	
14	64721-30H00-000	NUT	1	
15	64741-34J10-000	SPACER, RH	1	
16	08123-63027-000	BEARING	2	
17	64731-34J00-000	SPACER, REAR WHEEL BEARING	1	
18	64831-43J00-000	SEAL, RR SPROCKET MTG DRUM	1	
19	64611-35J00-000	DRUM, SPROCKET MOUNTING	1	
20	64651-35J00-000	ABSORBER, REAR HUB SHOCK	4	
21	64761-34J00-000	RETAINER, DRUM	1	
22	08123-60057-000	BEARING	1	
23	61410-34J00-000	ADJUSTER, CHAIN	2	
24	61421-30H00-000	PLATE, CHAIN ADJUSTER GUIDE	2	
25	08319-3106A-000	NUT	2	
26	64511-34J20-000	SPROCKET, REAR (NT:45)	1	
27	09105-08011-000	BOLT (8X36)	4	
28	08319-3108A-000	NUT	4	
29	65110-34J00-000	TIRE, REAR (140/60R17M/C 63P)	1	MRF
30	43130-24A70-000	VALVE ASSY, WHEEL RIM (TR412)	1	
31	68251-34J00-1NJ	TAPE, WHEEL (YELLOW)	2	

FIG.550B

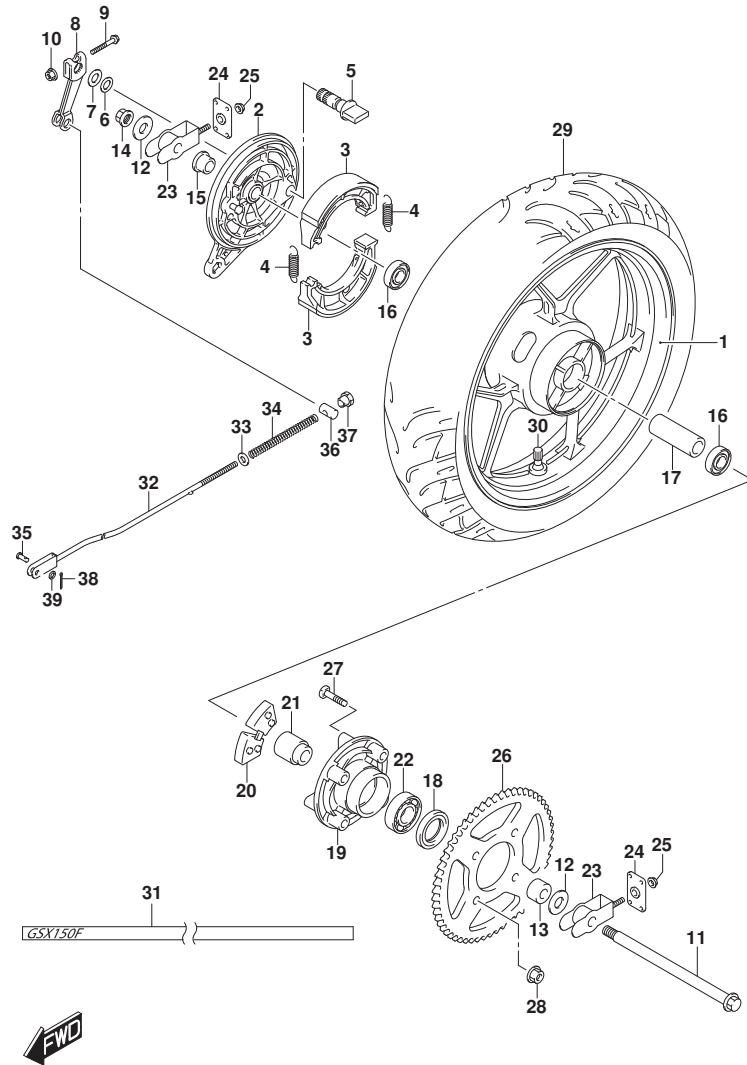


FIG.550B (1-G-5) REAR WHEEL (GSX150FDZAL6 P74)

REF NO.	PART NO.	DESCRIPTION	Q'TY	REMARKS
32	43310-34J00-000	ROD, REAR BRAKE	1	
33	08322-0106B-000	WASHER	1	
34	09440-09004-000	SPRING	1	
35	09200-06013-000	PIN (10X16)	1	
36	09209-11002-000	PIN (11X18)	1	
37	09150-06010-000	NUT	1	
38	04111-2015A-000	COTTER PIN	1	
39	08322-0106B-000	WASHER	1	

## PARTS NUMBER INDEX

PART NO.	FIG.NO.-REF.NO.	PART NO.	FIG.NO.-REF.NO.	PART NO.	FIG.NO.-REF.NO.
		12871-34J00-000	126A-15	13681-04010-000	130A-39
		12911-34J00-000	126A-18	13684-34J00-000	130A-40
		12912-34J00-000	126A-19	13692-34J00-000	130A-41
		12921-34J00-000	126A-20	13692-34J10-000	130A-42
		12931-09G20-000	126A-21-1	13696-34J00-000	130A-43
11100-34J00-000	103A-1	12931-33G00-000	126A-21-2	13697-34J00-000	130A-44
11141-34J00-000	103A-8	12932-09G10-000	126A-22	13700-34J00-000	155A-1
11171-34J00-000	102A-1	12933-09G00-000	126A-23	13725-34J00-000	155A-2
11173-34J00-000	102A-2	12951-34J00-000	126A-8	13740-34J00-000	155A-3
11191-27E30-000	102A-4	13110-34J00-000	103A-11	13746-34J00-000	155A-4
11210-34J00-0F0	107A-1	13121-34J00-000	103A-12		155A-7
11241-34J00-000	107A-2	13170-12F50-000	103A-15	13761-34J00-000	155A-5
11300-34J00-000	108A-1	13200-34J00-000	130A-1	13780-34J00-000	155A-6
11340-34J00-000	112A-1	13240-34J00-000	130A-2	13841-34J00-000	155A-17
11351-34J00-000	112A-12	13254-34J00-000	130A-3	13850-34J00-000	155A-8
11352-34J00-000	112A-19	13257-34J00-000	130A-4	13878-10G00-000	155A-10
11360-34J00-000	112A-21	13268-47070-000	130A-5	13881-34J00-000	155A-11
11482-34J00-000	112A-3	13271-34J00-000	130A-6	13891-34J00-000	155A-12
11483-34J00-000	112A-13	13273-34J00-000	130A-7	14181-14D10-000	163A-2
11971-30H00-000	112A-8	13274-34J00-000	130A-8	14310-34J10-000	163A-1
11971-45010-000	112A-2	13278-02340-000	130A-9	14780-34J00-000	163A-4
12100-34J01-050	120A-19	13278-47090-000	130A-10	14791-34J10-000	163A-16
12111-34J01-0F0	120A-15	13283-34J00-000	130A-11	14795-10FA0-000	163A-9
12140-34J01-000	120A-16	13291-29900-000	130A-12		163A-18
12151-34J00-000	120A-17	13295-29900-000	130A-13	16321-34J00-000	120A-7
12200-34J00-0A0	120A-1	13295-34J00-000	130A-14	16331-34J00-000	170A-2
12600-34830-000	122A-4	13341-34J00-000	130A-15	16400-34J00-000	170A-1
12611-34J00-000	122A-1	13342-34J00-000	130A-16	16510-33G00-000	170A-9-1
12651-34J00-000	124A-1	13345-34J00-000	130A-17	16510-33G10-000	170A-9-2
12661-34J00-0A0	120A-2	13353-34J00-000	130A-18	16512-34J00-000	170A-11
12662-34J00-000	124A-4	13370-34J00-000	130A-19	16519-09J10-000	170A-13
12662-34J10-000	124A-5	13375-34J00-000	130A-20	16520-09440-000	170A-8
12663-47E50-000	124A-2	13383-34J00-000	130A-21	18410-34J00-000	189A-1
12666-34J00-0A0	124A-3	13387-47010-000	130A-22	18441-45C01-000	189A-2
12668-34J00-000	124A-9	13394-40D20-000	130A-23	18450-34G60-000	189A-4
12669-34J00-000	124A-6	13411-34J00-000	130A-24	18461-34J10-000	189A-8
12686-34J00-000	124A-7	13418-34J00-000	130A-25	18610-34J00-000	189A-6
12710-34J00-000	126A-1	13471-34J00-000	130A-26	18711-34J00-000	189A-10
12714-34J00-000	126A-5	13500-34810-000	130A-27		
12740-34J00-000	126A-4	13502-34J00-000	130A-28		
12749-34J00-000	126A-7	13503-34J00-000	130A-29		
12760-12F50-000	127A-1	13504-34J00-000	130A-30		
12771-34J00-000	127A-2	13505-34J00-000	130A-31		
12811-34J00-000	127A-3	13506-34J00-000	130A-32		
12830-39J00-000	127A-6	13580-34J00-000	130A-33		
12837-33G00-000	127A-7	13584-34J00-000	130A-34	21111-34J00-000	120A-8
12840-34J10-000	126A-11	13585-34J00-000	130A-35	21112-34J00-000	120A-9
12842-34J00-000	126A-12	13601-34J00-000	130A-36	21114-34J00-000	120A-10
12843-27A70-000	126A-13	13602-34J00-000	130A-37	21116-34J00-000	120A-14
12861-34J00-000	126A-14	13623-34J00-000	130A-38	21143-34J00-000	120A-12

PART NO.	FIG.NO.-REF.NO.	PART NO.	FIG.NO.-REF.NO.	PART NO.	FIG.NO.-REF.NO.
		201A-6	25617-30H10-000	212A-29	33652-34J00-000
21200-34J01-000	201A-1	25652-05J00-000	212A-28	33652-34J10-000	310A-4
21251-30H00-000	201A-2	25671-28G00-000	212A-19	33820-34J20-000	350A-7
21411-34J00-000	201A-4	26211-34J00-000	240A-1	34100-34J00-000	330A-1
21412-30H00-000	201A-13	26212-34J00-000	240A-4	34111-34J00-000	330A-5
21414-30H00-000	201A-5	26221-34J00-000	240A-2	34120-34J00-000	330A-2
21441-30H40-000	201A-9	26231-34J00-000	240A-7	34124-34J00-000	330A-3
21451-28030-000	201A-10	26232-09A01-000	240A-8	34150-34J00-000	330A-4
21462-34J00-000	201A-11	26233-09A00-000	240A-9	34189-30H30-000	330A-7
23165-28G60-000	201A-14	26241-34J10-000	240A-11	34189-34J00-000	330A-8
23261-13A10-000	201A-17-1	26261-34J00-000	206A-37	34383-10B00-000	330A-6
23261-13A30-000	201A-17-2	26300-34J00-000	240A-15	34810-34J00-000	421A-6
23271-30H00-000	201A-20	26314-30H00-000	240A-16	34825-28G00-000	421A-7
24120-34J00-000	206A-1	27511-30H20-000	206A-32	34981-25G00-000	330A-11
24130-34J00-000	206A-14	27512-05310-000	206A-33	34990-30H00-000	330A-12-1
24132-34J10-000	206A-13-1	27600-30H40-132	206A-34	34990-34J00-000	330A-12-2
24132-34J20-000	206A-13-2	27620-30H40-000	206A-35	35100-34J30-000	333A-1
24221-34J00-000	206A-2			35151-23J00-000	333A-10
24231-34J10-000	206A-3			35174-34J00-000	333A-5
24241-34J10-000	206A-4			35181-0412B-000	333A-6
24251-34J10-000	206A-6			35183-34J00-000	333A-7
24311-34J00-000	206A-15			35186-25J00-000	333A-8
24312-26H10-000	206A-38			35601-34J10-000	334A-1
24312-34J00-000	206A-16			35602-34J10-000	334A-7
24321-34J00-000	206A-17			35603-34J10-000	334A-14
24322-34J00-000	206A-18	31100-34J00-000	301A-1	35604-34J10-000	334A-20
24331-34J10-000	206A-19	31130-34J00-000	301A-2	35613-34J00-000	334A-2
24341-34J00-000	206A-20	31132-34J00-000	301A-3		334A-8
24351-34J10-000	206A-21	31143-34J00-000	301A-4		334A-15
24741-20A10-000	206A-11	31150-34J00-000	301A-5		334A-21
	212A-7	31156-34J00-000	301A-6	35614-34J10-000	334A-3
24751-34J00-000	206A-30	31170-34J00-000	301A-7		334A-22
25211-34J10-000	212A-1	31172-34J00-000	301A-8	35623-34J10-000	334A-4
25231-34J10-000	212A-2	31183-34J00-000	301A-9		334A-10
25311-34J00-000	212A-5	31264-34J00-000	301A-10		334A-17
25350-34J10-000	212A-9	31280-34J00-000	301A-11		334A-23
25355-34J10-000	212A-12	31800-34J00-000	312A-1	35623-34J20-000	334A-6
25357-34J00-000	212A-10	32101-34J00-000	303A-1		334A-12
25381-34J00-000	212A-13	32102-34J00-000	303A-2		334A-19
25411-34J00-000	212A-3	32371-16H00-000	303A-3		334A-25
25421-34J00-000	212A-4	32800-34J00-000	312A-3	35629-34J00-000	334A-13
25510-34J00-000	212A-16	32900-34J00-000	312A-8		334A-26
25512-28G10-000	212A-26	33410-34J00-000	312A-10	35634-34J10-000	334A-9
25515-34J00-000	212A-20	33510-34J00-000	312A-12		334A-16
25518-34J00-000	212A-18	33541-30H00-000	312A-13	35710-34J01-000	339A-1
25520-34J10-000	212A-21	33542-30H00-000	312A-14	35716-34J00-000	339A-2
25525-34J00-000	212A-25	33610-39J00-000	310A-1-1	35910-16G71-000	339A-5
25600-34J00-000	212A-27	33610-39J10-000	310A-1-2	35912-30H01-000	339A-6
25616-28G00-000	212A-22	33651-34J00-000	310A-5	35913-30H00-000	339A-7
25617-03F20-000	212A-37	33652-29100-000	310A-2	35917-30H00-000	339A-8

PART NO.	FIG.NO.-REF.NO.	PART NO.	FIG.NO.-REF.NO.	PART NO.	FIG.NO.-REF.NO.
35926-30H00-000	339A-9	43532-34J00-000	415A-7	45100-34J20-AW1	505A-1
35970-28G00-000	339A-15	43550-44G30-000	415A-5	45148-23J10-000	505A-2
36610-34J50-000	350A-1	43571-34J00-000	415A-3		505A-6
36618-12345-000	333A-2	43581-34J00-000	415A-4	45149-41H10-000	505A-3
36620-34J10-000	350A-5	43611-37H00-000	415A-12	45213-28G00-000	505A-4
36990-70F20-000	350A-2	43621-37H00-000	415A-13	45220-28G20-000	505A-7
37000-34860-000	352A-1	43680-48H10-000	415A-18	45280-34J00-000	505A-9
37100-34J20-000	352A-2	44100-34J10-000	420A-1	45288-20G20-000	505A-10
37146-34J20-000	352A-4	44191-34J00-YPA	423A-3-1	45289-11F00-000	505A-11
37152-30H00-000	352A-3	44191-34J00-YSF	423B-3	45316-34J00-000	505A-5
37200-34J30-000	355A-1	44191-34J00-YVB	423A-3-2	46211-34J00-YPA	410A-2-1
37400-34J20-000	355A-4	44192-34J00-YPA	423A-1-1	46211-34J00-YSF	410B-2
37720-34J00-000	212A-31	44192-34J00-YVB	423A-1-2	46211-34J00-YVB	410A-2-2
37740-34J10-000	350A-8	44192-34J10-YSF	423B-1	46231-34J00-YPA	410A-1-1
38500-34J20-000	350A-10	44193-34J00-YPA	423A-2-1	46231-34J00-YSF	410B-1
38610-23J10-000	334A-27	44193-34J00-YVB	423A-2-2	46231-34J00-YVB	410A-1-2
		44193-34J10-YSF	423B-2	47111-34J00-000	446A-1
		44200-34J10-000	420A-2	47155-30H00-000	339A-3
		44211-34J01-000	423A-6	47161-23J00-000	446A-10
			423B-6		460A-2
		44271-34J01-000	423A-7		460B-2
			423B-7	47162-30H00-000	445A-4
		44281-34J00-000	423A-8		445B-4
			423B-8		446A-6
		44282-34J01-000	423A-9		482A-8
			423B-9		486A-4
		44284-34J00-000	423A-11		486A-8
			423B-11	47190-34J00-000	445A-8
		44285-34J00-000	423A-12		445B-8
			423B-12	47211-34J00-000	446A-3
		44295-34J00-000	423A-10	47349-34J00-000	423A-5
			423B-10		423B-5
		44300-05J10-000	421A-1		482A-4
		44366-23J00-000	421A-3		482A-11
		44421-34J00-000	421A-4	47421-34J00-YKV	446A-2
		44423-34J01-000	420A-11	47435-34J00-000	401A-15
		44511-34J10-000	420A-8	47521-34J00-YKV	446A-4
		44512-34J10-000	420A-6	47831-34J00-YPA	445A-1-1
		44513-34J00-000	423A-4	47831-34J00-YSF	445B-1
			423B-4	47831-34J00-YVB	445A-1-2
			482A-9	47841-34J00-YPA	445A-2-1
			486A-1	47841-34J00-YSF	445B-2
		44514-34J00-000	420A-7	47841-34J00-YVB	445A-2-2
		44515-34J10-000	420A-4	47851-34J00-YKV	445A-9
		44520-34J20-000	420A-3		445B-9
		44541-34J10-000	420A-14	47861-34J00-000	445A-5
		415A-1	420A-10		445B-5
		44543-34J10-000	423A-16	47911-34J00-000	446A-13
		44529-34J00-000	423B-16	47921-34J00-000	446A-14
		44529-34J10-000	415A-14		

PART NO.	FIG.NO.-REF.NO.	PART NO.	FIG.NO.-REF.NO.	PART NO.	FIG.NO.-REF.NO.
		51451-34J00-000	521A-20	51457-28G20-000	467A-15
			521A-40	57460-30H00-000	467A-6
		51611-20002-000	524A-12	57465-30H00-000	467A-7
		51611-33002-000	524A-10	57500-28G71-000	467A-9
			524A-14	57511-28G50-000	467A-13
		51621-28G00-000	524A-7	57560-28G60-000	467A-16
51103-34J20-000	521A-1	51631-28000-000	524A-16	57621-28G50-000	467A-10
51104-34J20-000	521A-21	51643-25001-000	524A-15	58200-34J00-000	462A-5
51111-34J20-000	521A-2	51831-30H00-000	333A-9	58300-34J01-000	462A-8
	521A-22	53111-34J00-YPA	460A-1-1	58410-34J00-000	462A-9
51113-34J20-000	521A-3	53111-34J00-YSF	460B-1	58621-34J00-000	462A-14
	521A-23	53111-34J00-YVB	460A-1-2	58623-28G10-000	462A-10
51121-34J00-000	521A-4	53113-30H00-000	460A-5	58624-28G00-000	462A-11
	521A-24		460B-5	58634-34J00-000	462A-12
51131-34J00-000	521A-5		460A-3	59100-34860-000	535A-3
51141-34J00-000	521A-25	53275-34J00-000	460B-3	59100-34870-000	535A-2
51146-34J20-000	521A-6		530A-1	59100-34880-000	535A-14
	521A-26	54111-34J00-QC3	530B-1	59100-34J00-000	535A-1
51147-34J00-000	524A-9		550A-3	59108-34J00-000	535A-5
51148-34J00-000	521A-7	54410-28G30-000	550B-3	59109-34J00-000	535A-4
	521A-27		550A-4	59121-30H00-000	535A-12
51153-34J00-000	521A-8	54424-28G00-000	550B-4	59122-30H00-000	535A-13
	521A-28		550A-6	59141-34J00-000	535A-15
51156-34J00-000	521A-9	54443-28G00-000	550B-6	59145-34J00-000	535A-16
	521A-29		530A-4	59187-34J00-000	535A-9
51158-34J00-000	521A-10	54711-34J00-000	530B-4	59188-34J00-000	535A-10
	521A-30		530A-3	59211-34J20-000	530A-8
51167-34J00-000	521A-11	54731-34J00-000	530B-3		530B-8
	521A-31		530A-5	59218-34J00-000	530A-9
51171-34J00-000	521A-12	54741-33G00-000	530B-5		530B-9
	521A-32		530A-6	59260-34J00-000	536A-5
51172-34J00-000	521A-13	54841-23J00-000	530B-6	59266-34J00-000	536A-4
	521A-33		530A-10	59315-34J00-000	535A-6
51173-34J00-000	521A-14	55110-34J00-000	530B-10	59351-34J00-000	535A-11
	521A-34		546A-1	59382-34J00-000	535A-17
51176-34J20-000	521A-15	56111-34J21-000	524A-8	59480-34J30-000	536A-3
	521A-35	56211-34J10-291	462A-2	59492-30H20-000	536A-1
51177-34J00-000	521A-16	56216-34J00-000	462A-3	59502-34J10-000	536A-2
	521A-36	56500-34J10-000	462A-4	59600-30H30-000	537A-1
51181-34J00-000	521A-17	56600-34J10-000	467A-1	59610-30H00-000	537A-4
	521A-37	57110-34J00-000	467A-8	59665-30H00-000	537A-3
51195-34J00-000	521A-18	57211-22D21-291	467A-2	59665-34J00-000	535A-8
	521A-38	57300-30H21-000	462A-6	59667-30H00-000	537A-6
51196-34J00-000	521A-19	57315-28G20-000	537A-5	59668-30H00-000	537A-13
	521A-39	57318-30H00-000	467A-4	59669-30H00-000	537A-15
51311-34J10-019	524A-3	57421-30H10-000	467A-11	59671-30H00-000	537A-11
	524A-4	57431-28G20-000	467A-3	59687-30H20-000	537A-7
51328-34J00-000	524A-5	57431-30H20-000	467A-12	59688-30H00-000	537A-12
51353-34J00-000	524A-5	57433-28G30-000	467A-5	59691-30H00-000	537A-14
51356-34J00-000	524A-6	57433-30H10-000	467A-14	59743-30H00-000	537A-9
51410-34J00-291	524A-1				
51434-34J00-000	524A-2				

50000

40000



PART NO.	FIG.NO.-REF.NO.	PART NO.	FIG.NO.-REF.NO.	PART NO.	FIG.NO.-REF.NO.
	550A-28		445B-7	09181-28204-000	120A-3-13
	550B-28		446A-17	09181-28207-000	120A-3-14
08319-3110B-000	108A-9		474A-4	09181-28209-000	120A-3-15
	401A-6		474A-10	09200-06013-000	550A-35
08319-3112A-000	530A-7		486A-3		550B-35
	530B-7		486A-17	09202-10012-000	122A-3
	541A-7	09150-06010-000	550A-37	09206-08008-000	103A-3
08322-0106B-000	550A-33		550B-37		126A-9
	550A-39	09159-12056-000	542A-6	09206-10016-000	103A-9
	550B-33	09160-04026-000	330A-9		107A-3
	550B-39	09160-05501-000	339A-12	09209-05011-000	212A-34
08331-3112A-000	212A-39	09160-06060-000	312A-5	09209-11002-000	550A-36
08331-31149-000	206A-9		446A-8		550B-36
	212A-24		460A-4	09250-05009-000	462A-16
08331-31159-000	206A-41		460B-4	09250-09001-000	467A-17
08331-3120A-000	240A-14	09160-06503-000	163A-6	09259-36026-000	112A-17
08331-31359-000	124A-8	09160-08149-000	163A-14	09261-02001-000	170A-3
08331-41309-000	201A-16	09160-08164-000	103A-7	09261-05005-000	126A-10
08332-11069-000	170A-4	09160-12011-000	212A-38	09262-12036-000	126A-3
08341-31039-000	303A-7	09160-12119-000	201A-18	09262-15L09-000	124A-11
08361-3506A-000	301A-13	09160-14055-000	550A-7	09262-15L10-000	124A-10
	312A-2		550B-7	09262-28L07-000	120A-4
09103-06015-000	103A-5	09160-15002-000	407A-13	09262-30126-000	126A-2
09103-06316-000	103A-4	09160-18039-000	240A-5	09262-35L13-000	120A-5
09103-06508-000	127A-4	09164-09005-000	126A-17	09263-17051-000	541A-3
09103-08531-000	103A-6	09168-06004-000	127A-5	09263-22L04-000	122A-5
09103-10077-000	108A-8	09168-08015-000	112A-11	09280-09013-000	170A-5
09103-10709-000	108A-7	09168-10L03-000	108A-6	09280-13010-000	170A-10
09105-08011-000	550A-27	09180-06222-000	423A-15	09280-14003-000	112A-20
	550B-27		423B-15	09280-17003-000	112A-9
09106-05028-000	126A-6	09180-06283-000	446A-9	09280-26005-000	212A-32
09106-07011-000	102A-3	09180-06306-000	163A-7	09280-29007-000	103A-13
09111-06063-000	401A-8	09180-06325-000	312A-6	09280-33004-000	112A-18
09111-06072-000	474A-3	09180-08228-000	163A-12	09280-54001-000	170A-12
	541A-10	09180-10163-000	122A-2	09280-63003-000	312A-9
09111-06088-000	446A-16	09181-12010-000	541A-5	09282-12013-000	120A-6
09111-06107-000	482A-12	09181-14167-000	212A-23	09283-14011-000	212A-17
	542A-2	09181-20139-000	240A-12	09283-16L02-000	240A-6
09111-08064-000	541A-12	09181-28021-000	120A-3-2	09283-20066-000	206A-28
09111-08067-000	541A-13	09181-28187-000	120A-3-1	09285-10007-000	201A-19
09111-10047-000	407A-2	09181-28188-000	120A-3-3	09289-05019-000	126A-24
09139-06139-000	420A-9	09181-28189-000	120A-3-4	09320-08L02-000	163A-8
09139-06165-000	445A-10	09181-28190-000	120A-3-5	09320-09016-000	486A-16
	445B-10	09181-28191-000	120A-3-6	09320-12086-000	163A-13
09139-06198-000	163A-17	09181-28192-000	120A-3-7	09352-40704-270	189A-9
09140-14022-000	124A-14	09181-28193-000	120A-3-8	09380-20018-000	206A-5
09140-16035-000	120A-11	09181-28194-000	120A-3-9		206A-22
09148-05060-000	445A-3	09181-28197-000	120A-3-10	09381-10004-000	103A-2
	445A-7	09181-28200-000	120A-3-11	09381-14001-000	120A-18
	445B-3	09181-28202-000	120A-3-12	09385-08003-000	415A-15

PART NO.	FIG.NO.-REF.NO.	PART NO.	FIG.NO.-REF.NO.	PART NO.	FIG.NO.-REF.NO.
	189A-13				
09401-06102-000					
09401-09L03-000	421A-5				
09401-12305-000	155A-9				
09401-13409-000	189A-11				
09401-14301-000	155A-13				
09401-15101-000	189A-12				
09402-50208-000	155A-14				
09404-06429-000	420A-12				
09407-05406-000	420A-13				
09407-14407-000	339A-14				
	350A-6				
	355A-2				
	355A-5				
09407-14L01-000	350A-3				
09407-15L01-000	212A-36				
	350A-4				
09407-25L02-000	355A-3				
09409-06L07-000	445A-13				
	445B-13				
	482A-13				
	486A-11				
09409-07350-000	155A-18				
09409-08L09-000	445A-11				
	445B-11				
	486A-2				
09421-04009-000	124A-12				
09440-04010-000	212A-35				
09440-05003-000	415A-16				
09440-09004-000	550A-34				
	550B-34				
09440-15040-000	201A-12				
09440-30007-000	240A-3				
09443-15033-000	407A-9				
09448-16033-000	415A-9				
09471-12101-000	333A-4				
09471-12216-000	333A-3				
	339A-10				
09471-12226-000	334A-5				
	334A-11				
	334A-18				
	334A-24				
09482-00620-000	103A-10-4				
09482-00621-000	103A-10-1				
09482-00622-000	103A-10-5				
09482-00626-000	103A-10-6				
09482-00627-000	103A-10-2				
09482-00628-000	103A-10-7				
09482-00638-000	103A-10-3				



# SUZUKI GSX150FL6-2, PART CATALOGUE

---

1ST EDITION

Published in 2015-9

© 2015 Suzuki Motor Corporation. All rights reserved.

No part of this document may be reproduced or transmitted in any form or by any means, electronic or mechanical, for any purpose, without the express written permission of Suzuki Motor Corporation.

## **SUZUKI MOTORCYCLE INDIA LIMITED,**

Spare Parts Department

Village Kherki Dhaula , Badshahapur,N.H.-8,

Link Road, Gurgaon 12004 (HARYANA)

---

Reprint Prohibited (S)

**1**

INFORMATION  
ILLUSTRATION INDEX

**2**

ENGINE  
TRANSMISSION

**3**

ELECTRICAL

**4**

BODY

**5**

PARTS NUMBER INDEX



SUZUKI

GSX150FL6-2

**SUZUKI MOTORCYCLE INDIA PRIVATE LTD**



\*9900B-26043-001\*

9900B-26043-001



Printed in India

P74